

Color Recognition

HALLOWEEN CANDY

A sorting and counting center for preschool



red



green



yellow



purple



orange



blue





































Halloween Candy - Color Sorting and Recognition

This is a Halloween themed color sorting activity for early preschool and toddlers. Children sort 36 pieces of candy (6 each of 6 colors) onto color-labeled candy buckets. The candies are various types, and various different shades of the colors. Red, green, yellow, blue, purple and orange.

I have included an unlabeled bucket so that several colors can be added to it. "Can you find a yellow candy and put it "in" the bucket?" I have also included b/w candies for the children to color, and a b/w bucket to make the activity more flexible. Write your own color names on these buckets.

If you would like to go wild with your colored ink, I have included a large orange bucket. You could print several of these and cut around the edges to make the buckets more life-like in the sorting activity. Perhaps they could be used to sort real wrapped candy?

Make a center or use for a small group learning activity. Print on cardstock for longer use.

The candies can also be used for counting, creating groups/sets, and collage art.

Graphics by [Whimsy Clips Little Red](#) and [Krista Wallden](#).

Frames by [Graphics from the Pond](#)

This resource is Copyright ©[KidSparkz](#) with all rights reserved.

KidSparkz on [Pinterest](#)

KidSparkz at [TeachersPayTeachers](#)

[Email](#) with any questions or comments.