

Letter Packs for Little Learners



Recognition – Sounds – Tracing – Stamping – Flash
Cards – Puzzles – Cut/Paste – Wearables – MORE

Hands-on letter activities and learning games for your Preschool and Pre-K
classroom.

Letters for little learners – LETTER J recognition, sound, tracing and craftivities

(Click on title)

Recognition

Color poster

Coloring pages

Follow letter maze (upper and lower case)

Sorting upper and lower case letters, using various fonts (cut and paste)

Sort 3 sizes of letters

Stamp the letters that look like the featured letter

Circle or X the letters that match the left column

I can draw a line to connect the upper case letters with the lower case letters

I can stamp or color all the letters that look like this – Jj

I can stamp or color the Js red and the js blue

I can cut and paste the Js and the js

Sounds

Letter character – meet Jumping Jaguar!

Letter chant

Cut and paste initial sound pictures onto large letter

Word wall

Flash cards – 4 to a page

Math mats

Foldable little book for letter J

Emergent reader for letter J

Cut and paste squares

Tracing stamping and writing

Circle stampers on letter shapes

Tracing letters and pictures

I can rainbow trace the J and the j

Craftivities and kinesthetic learning

Letter necklace

Letter bracelets

Letter crown

Sort the letter J – jelly beans in the jar.

Play dough mats


Lacing large letter

Letter puzzle

Stick puppets


Graphics by [Whimsy Clips](#) and [Ashley Hughes](#) and [Creative Clips](#) and [Dancing Crayon Designs](#) and [Ink n Little Things](#) and [Educlips](#)

Jj




jellyfish


Ji




jellyfish



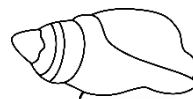
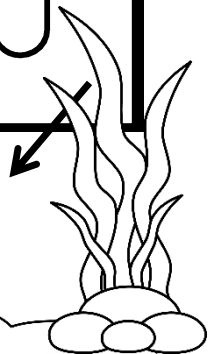
This is J.



This is j.




J	J	J	G	M	S	R
H	K	J	J	C	U	D
A	G	I	J	J	E	M
R	T	D	F	J	U	A
X	V	M	A	J	S	F
W	R	B	S	J	H	G
D	M	S	E	J	J	J





j	j	b	e	m	s	y
f	j	j	i	x	h	a
u	g	j	h	d	k	z
n	s	j	j	k	i	m
x	o	c	j	j	g	d
b	d	m	u	j	j	h
w	n	o	d	x	j	j





J

j

J

j

J

j

J


j

J


J

j

j



J j



J

j

J

j

J

j

J

j

J

j


J

j

big

medium

small



z

z

z

z

z

z

z

z

z

z

z

z

z

z

z

z

z

I can cut and paste the J and the j

J

j

J	j	T	m
J	j	J	a
j	t	J	V
j	D	j	J
J	A	j	r

Stamp or color all the letters that look like this:

J

J

C

T

J

G

J

D

J

F

f

D

K

J

J

B

N



J

E

A

W

J

Stamp or color all the letters that look like this:

j

g

j

t

j

j

a

j

j

f

n

j

r

d

b

j

j




j

w

j

k

I can stamp or color all the letters that look like this: J j



J	C	F	B	j	j
A	k	J	j	J	a
j	J	j	J	K	j
J	J	j	M	b	F
L	r	J	j	J	V
j	J	j	B	w	j

Circle or X the letters that match the left column.

J

J n N o J n v J m

J

J x s A J k m J B

J

J e S J p t J x J a

j

j e Q E j K M j j

j

H j M j j K w j C v

j

A j e R j S F j x d j

I can stamp or color the J red.

I can stamp or color the j blue.

J

j

j

J

J

J

J

J

J

J

j

j

j

j


J

j

J

j

J



I can draw a line to connect the J with j

J

j

A

j

J

c

J

b

J

j

V

j

J

j

I can draw a line to connect the j with J

j

J

j

D

j

J

b

a

J

j

K

j

J

J



Jumping Jaguar loves the letter J.
She also loves jolly jack-in-the-
boxes and jumbo jets.




Jumping Jaguar,
Jumping Jaguar
Jumped so fast and so
far that they
couldn't catch her!


J J Jumping
J J Jaguar!



Come
back!!




J j



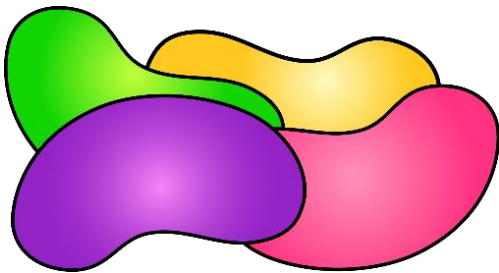
Jj is for
jaguar.



Jj is for
jam.



Jj is for jelly
beans.



My Little Book
About

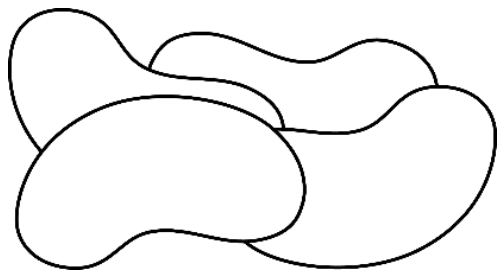

Jj

Name: _____

Jj is for
jaguar.



Jj is for
jam.



Jj is for jelly
beans.

My Little Book
About

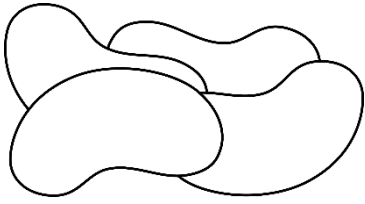
Jj

Name: _____

Name: _____

	j j	

Cut and paste squares



jelly beans



jacket




jaguar



jam


Jj




juice



Jack and Jill



jar



jellyfish

J

J

j

j

Jj



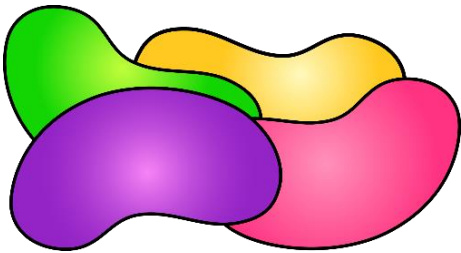
jacket

Jj




jaguar

Jj



jelly beans

Jj



jellyfish

Jj




Jack and Jill

Jj



jar

Jj



juice

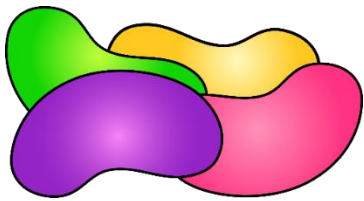
Jj




jam



jam



jelly beans



jellyfish




Jack and Jill




jaguar



jacket



jar



juice

—

My Book About

Jj

Name: _____

—

My Book About

Jj

Name: _____



I see a jaguar.




I see a jaguar.



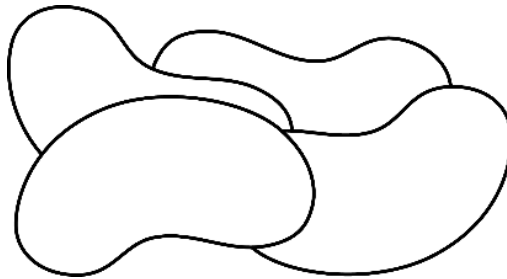
I see a jacket.




I see a jacket.




I see jelly beans.




I see jelly beans.




I see a jellyfish.



I see a jellyfish.



I see juice.





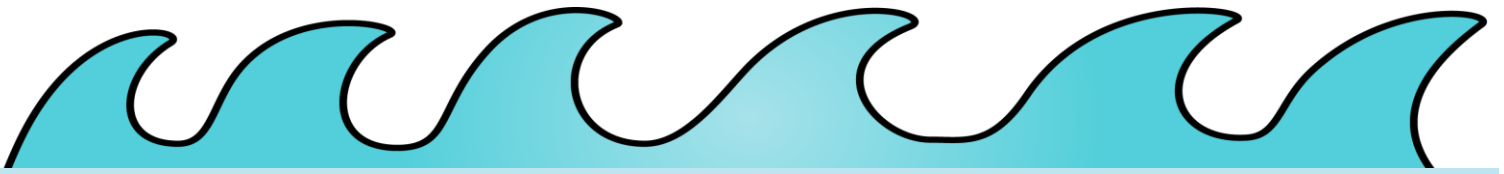
I see juice.




I see jam.

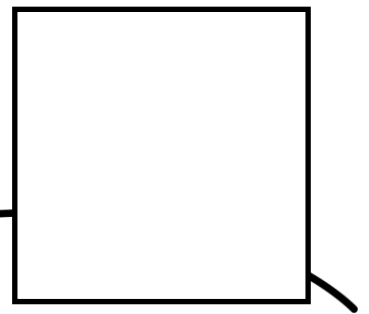





I see jam.





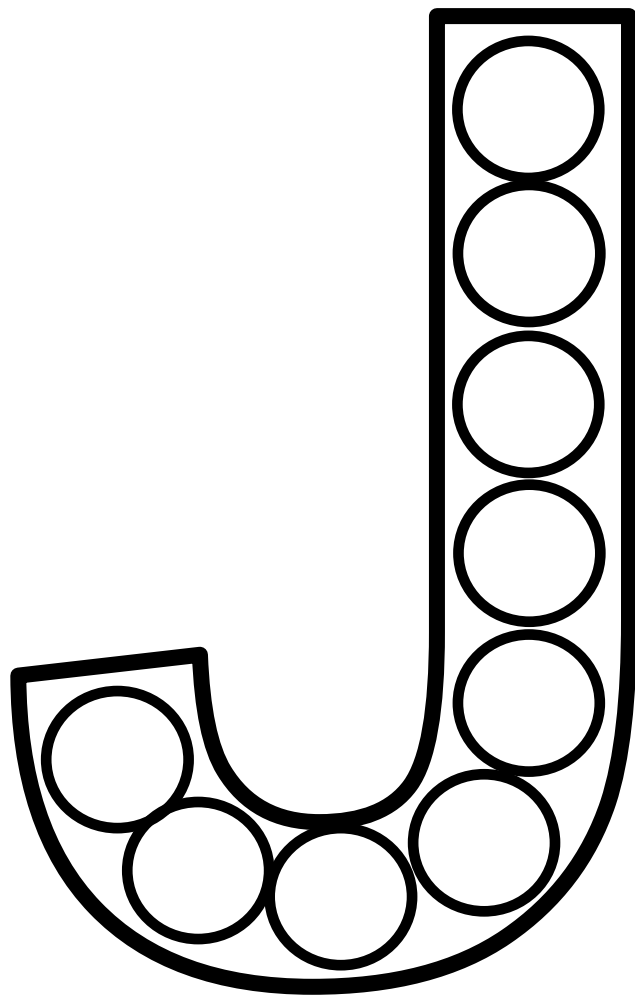
Jellyfish math mats – Print as many mats as you need, write a number in the square in the corner. Cut out the jellyfish and count them onto the mats according to the number on each mat.



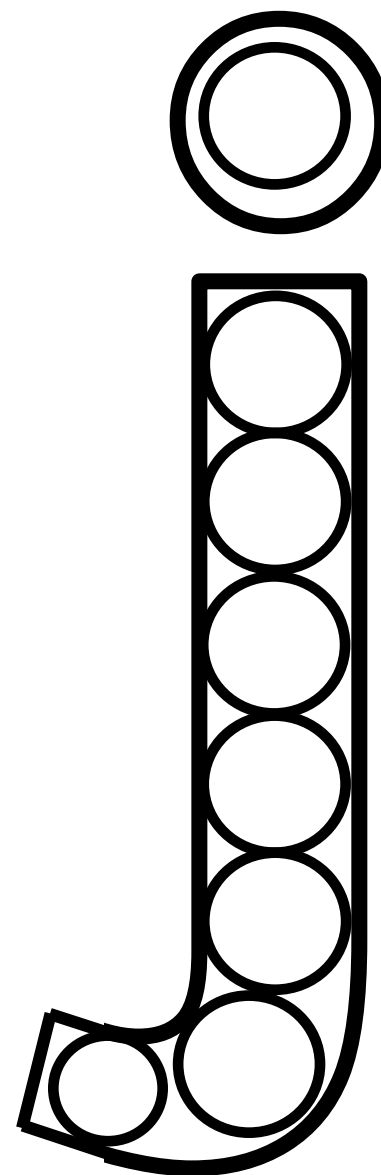


Jellyfish math mats – Print as many mats as you need, write a number in the square in the corner. Cut out the jellyfish and count them onto the mats according to the number on each mat.

Letter J stamping – use a bingo dauber, stickers or finger prints on the circles.

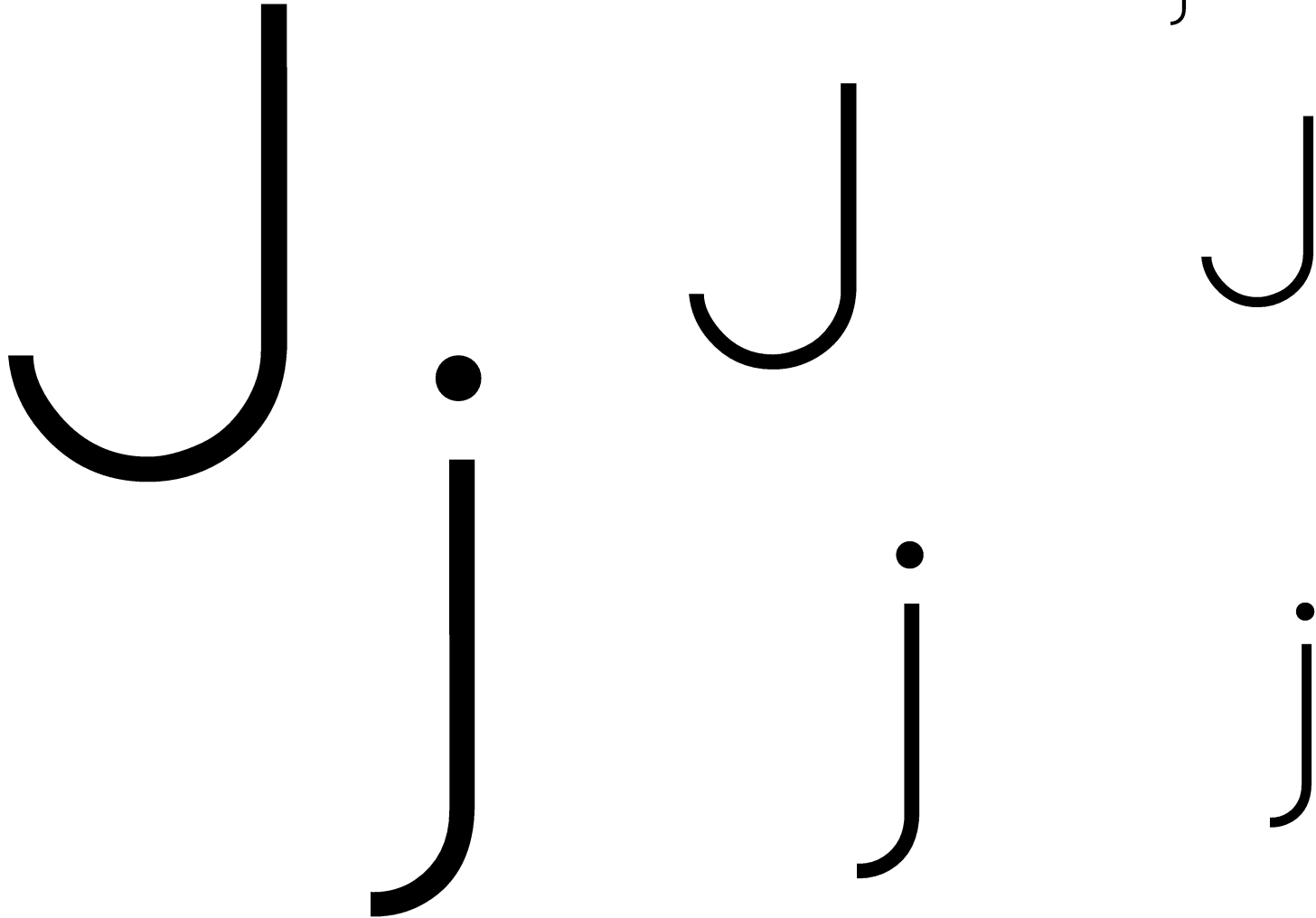


J

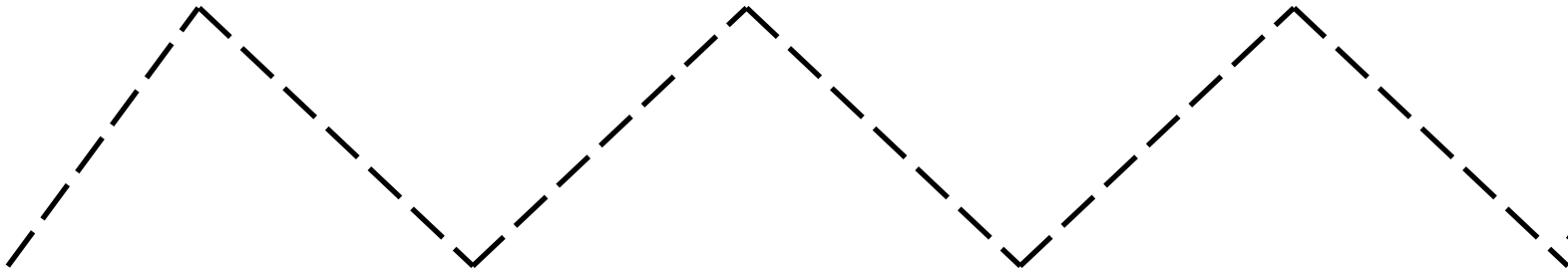


j


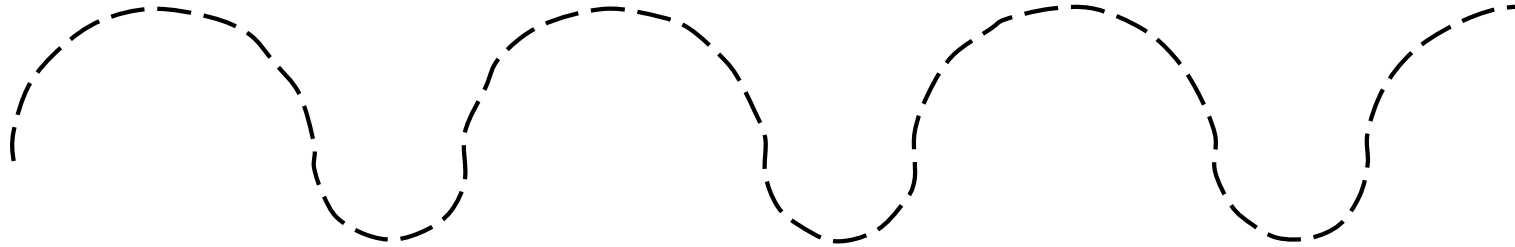
I can rainbow trace J and j.



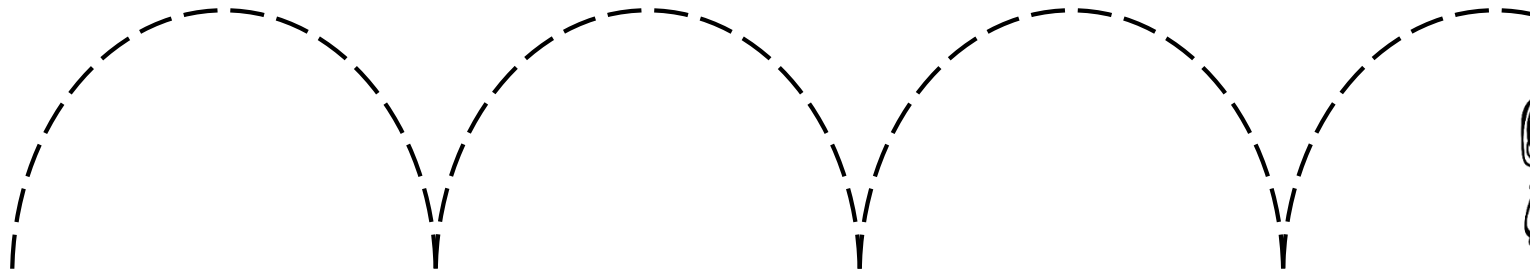
J




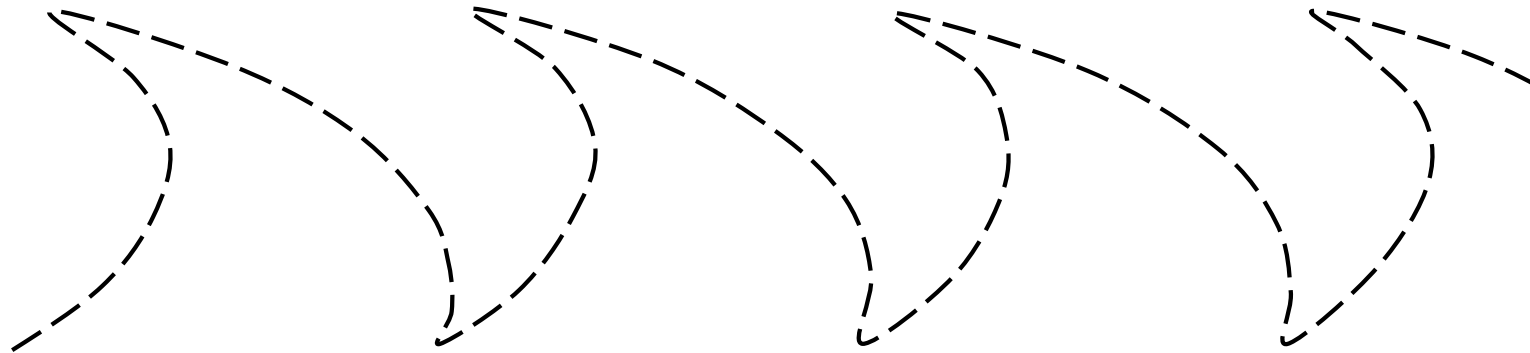
J

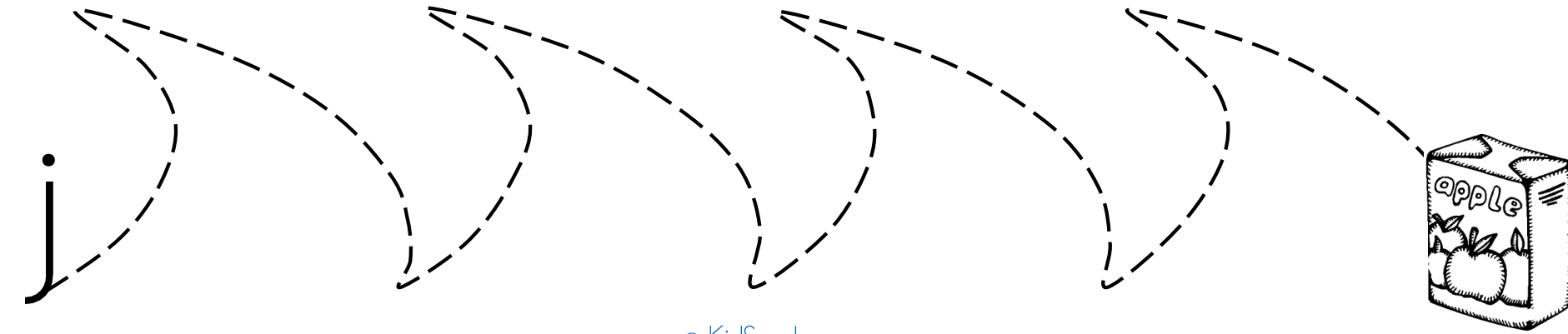
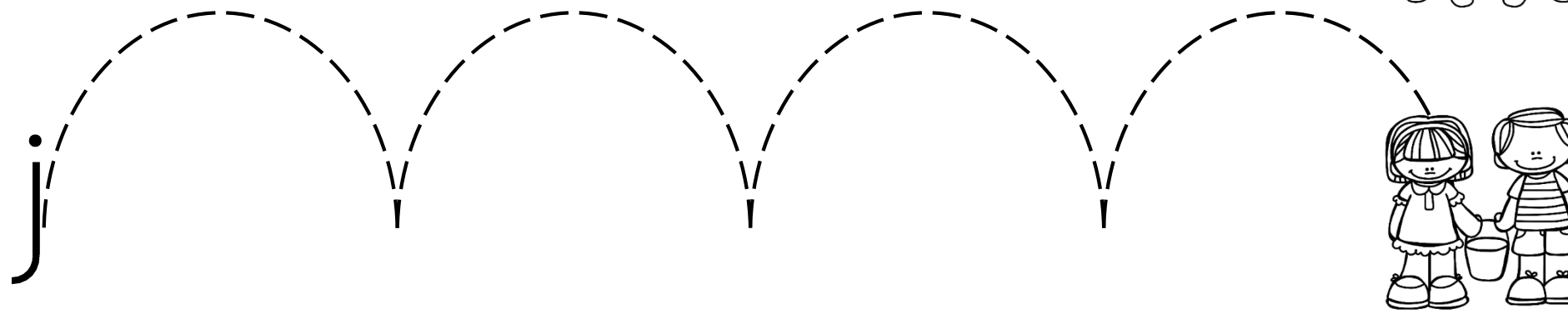
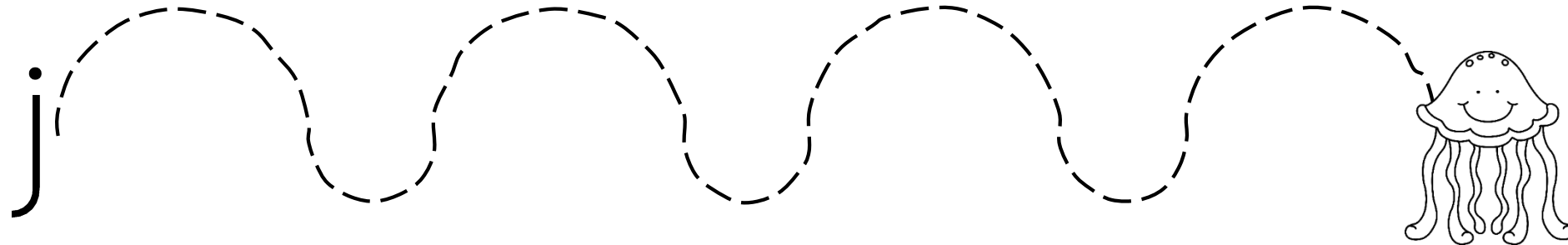
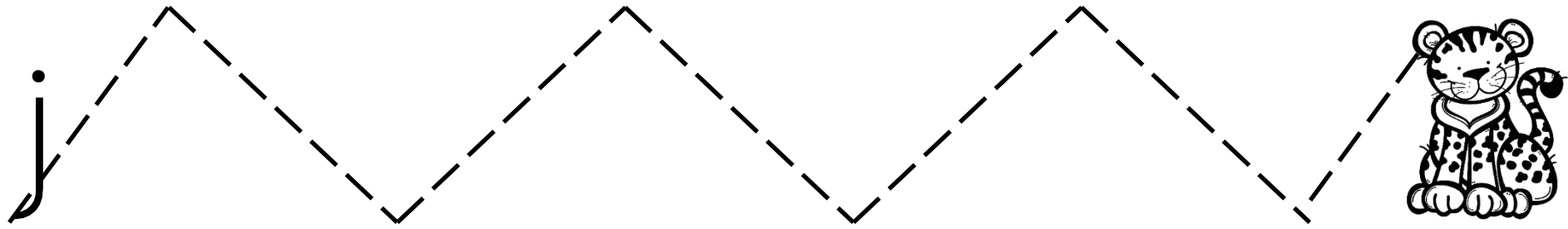


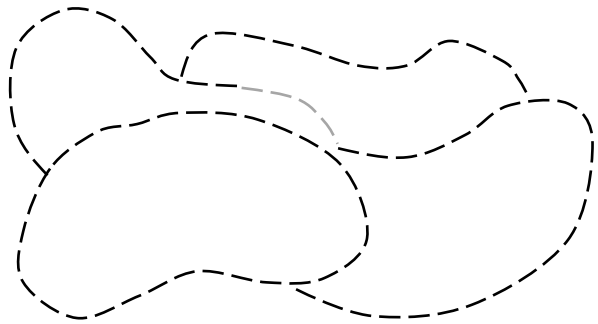

J



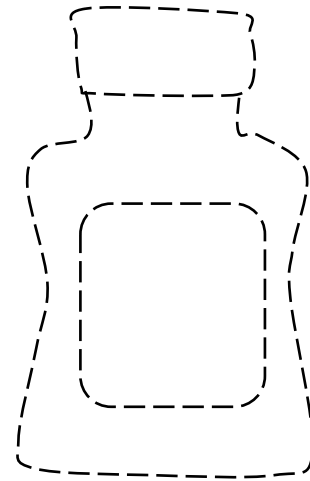
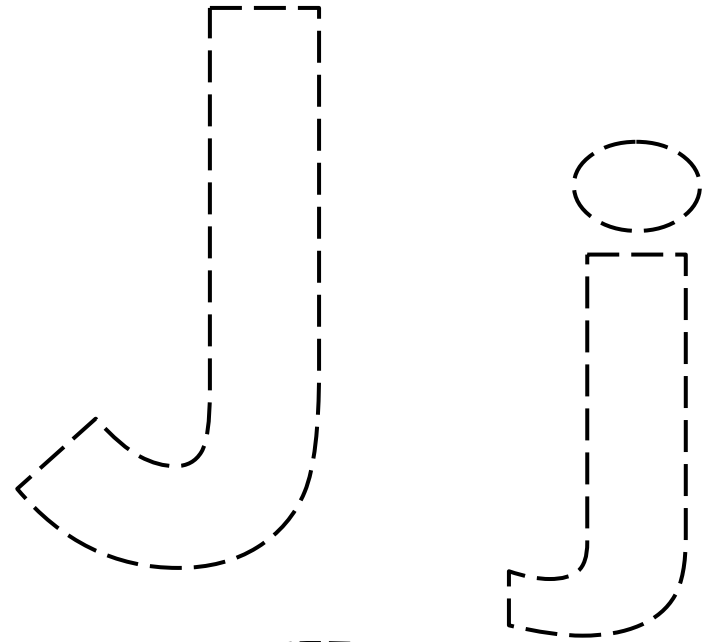
J









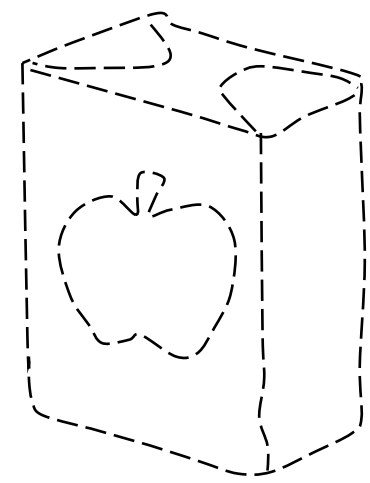

jelly beans



jam

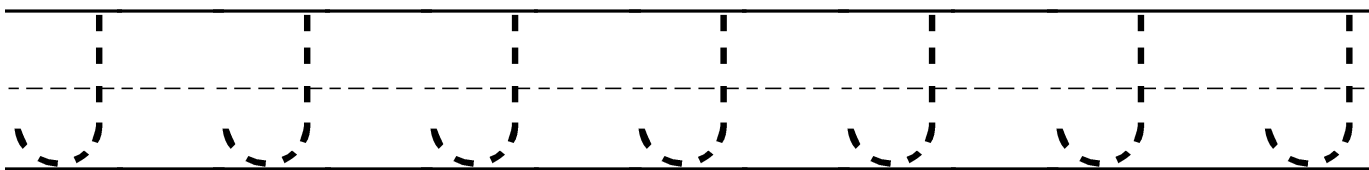
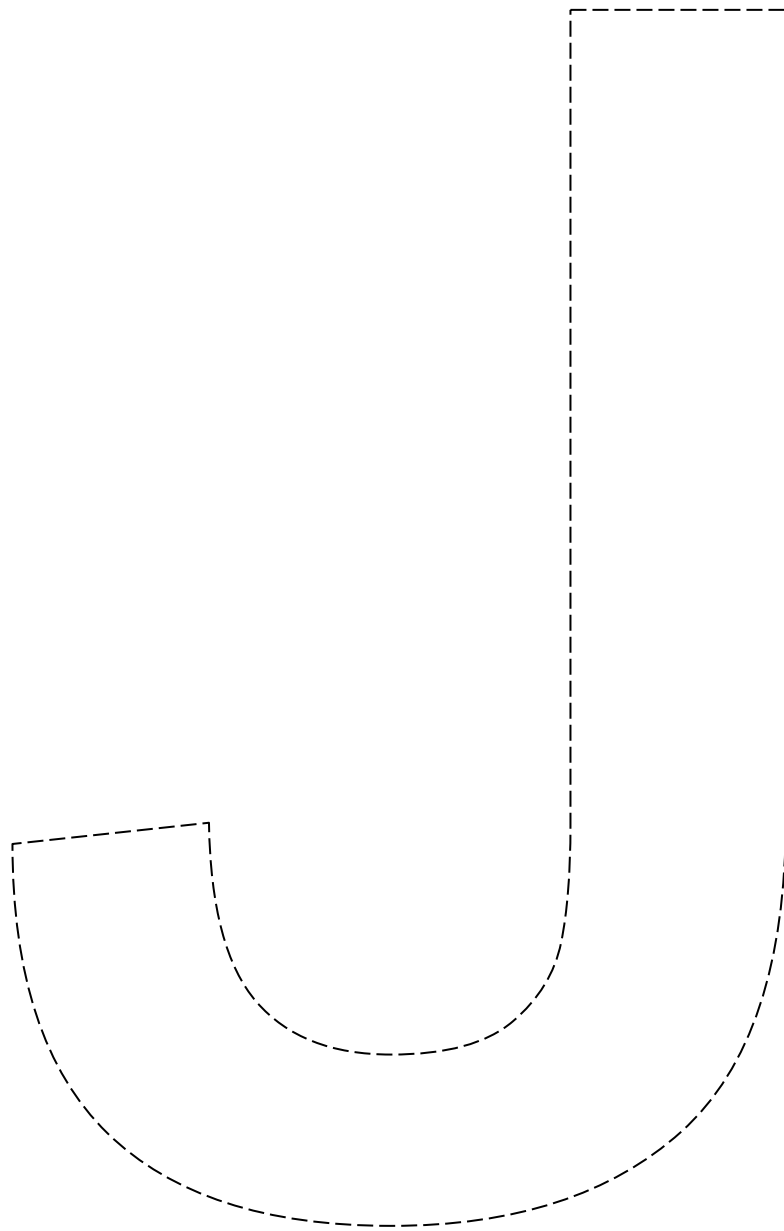


jellyfish





juice

Name: _____




Letter J Necklace – cut out the ovals, punch one or two holes at the top of each, and string on yarn









Tape or glue





Tape or glue




Tape or glue



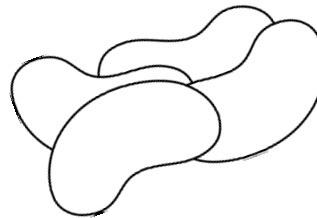

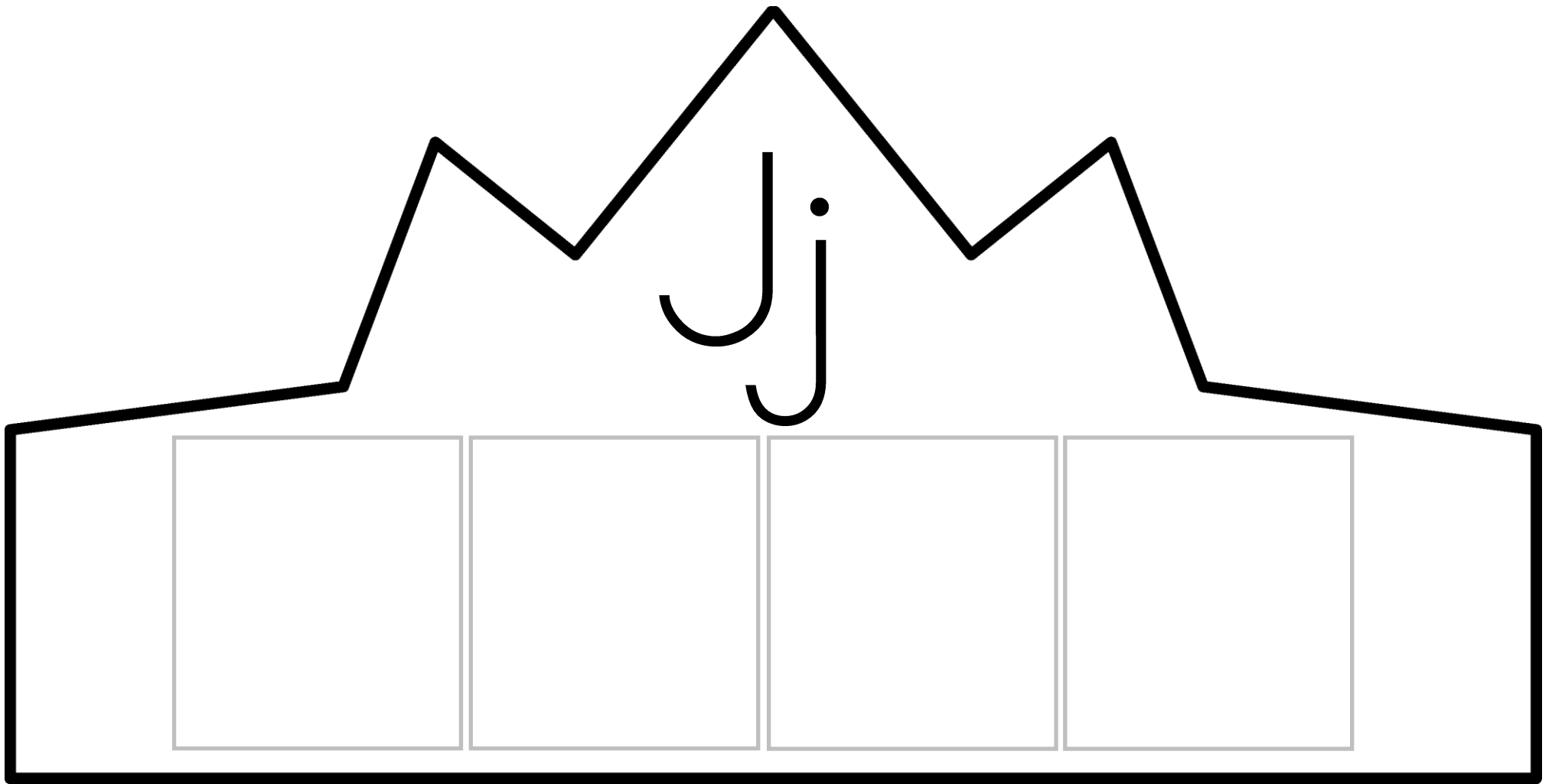
Tape or glue



Tape or glue


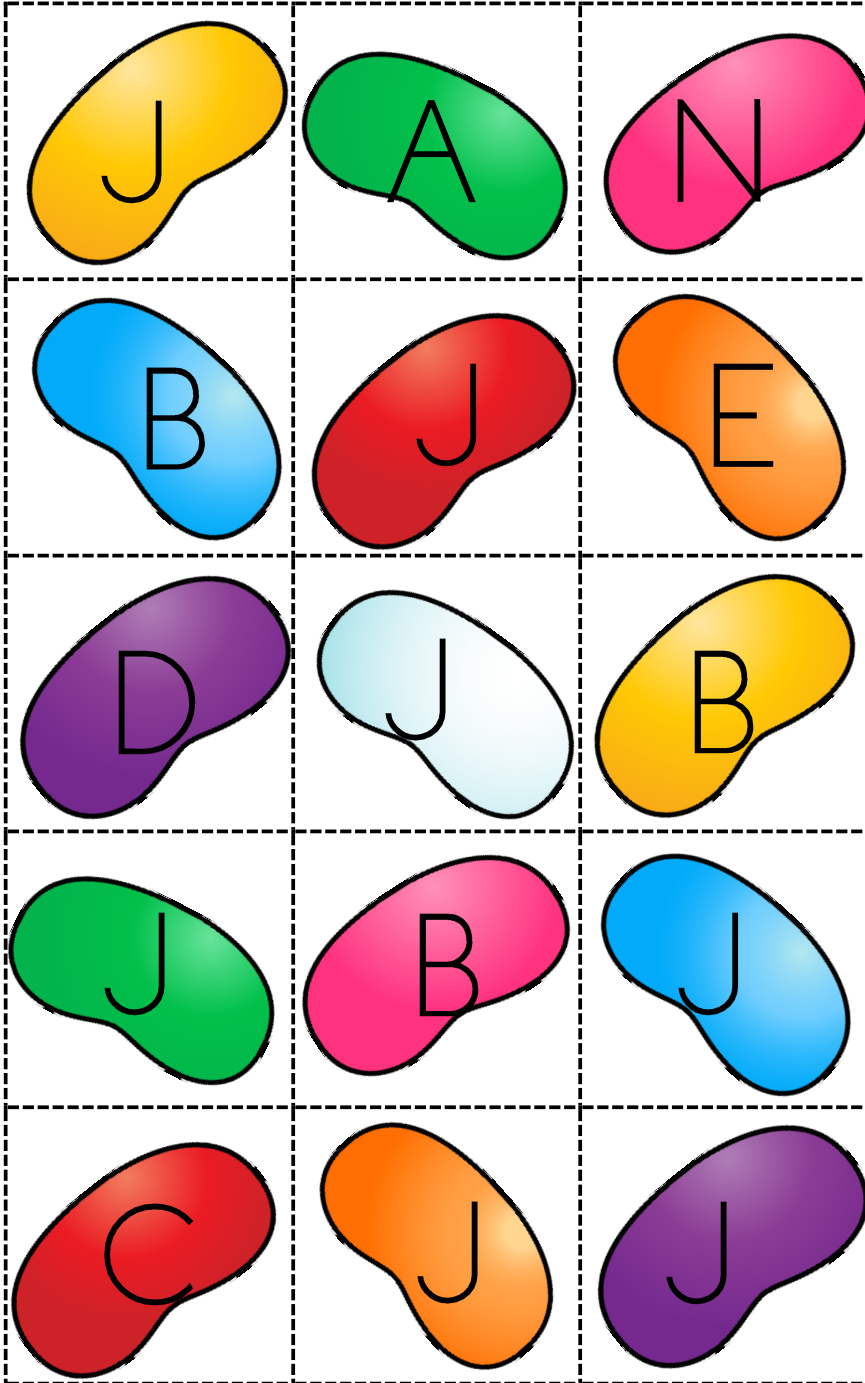


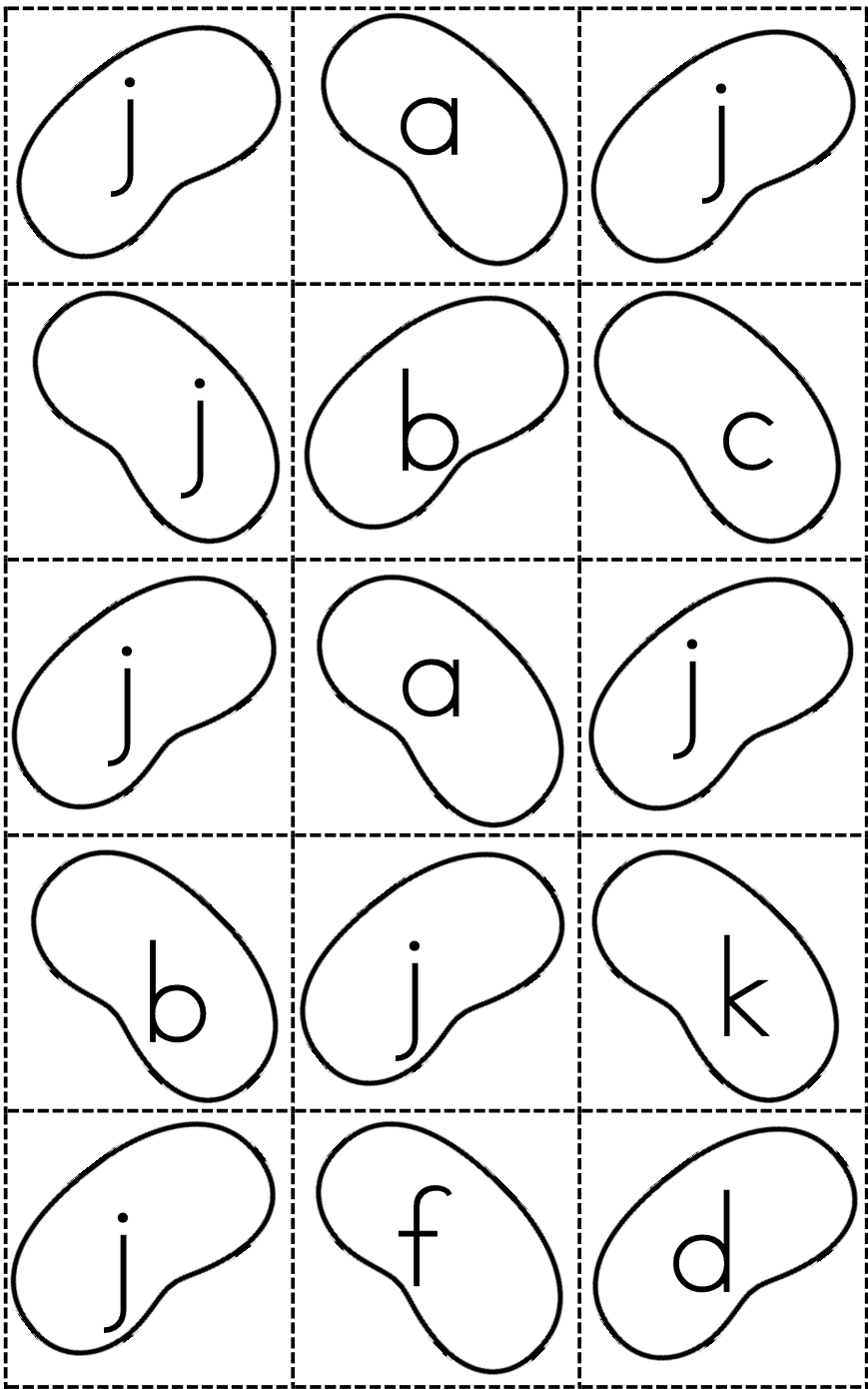
Letter J Bracelet Bands



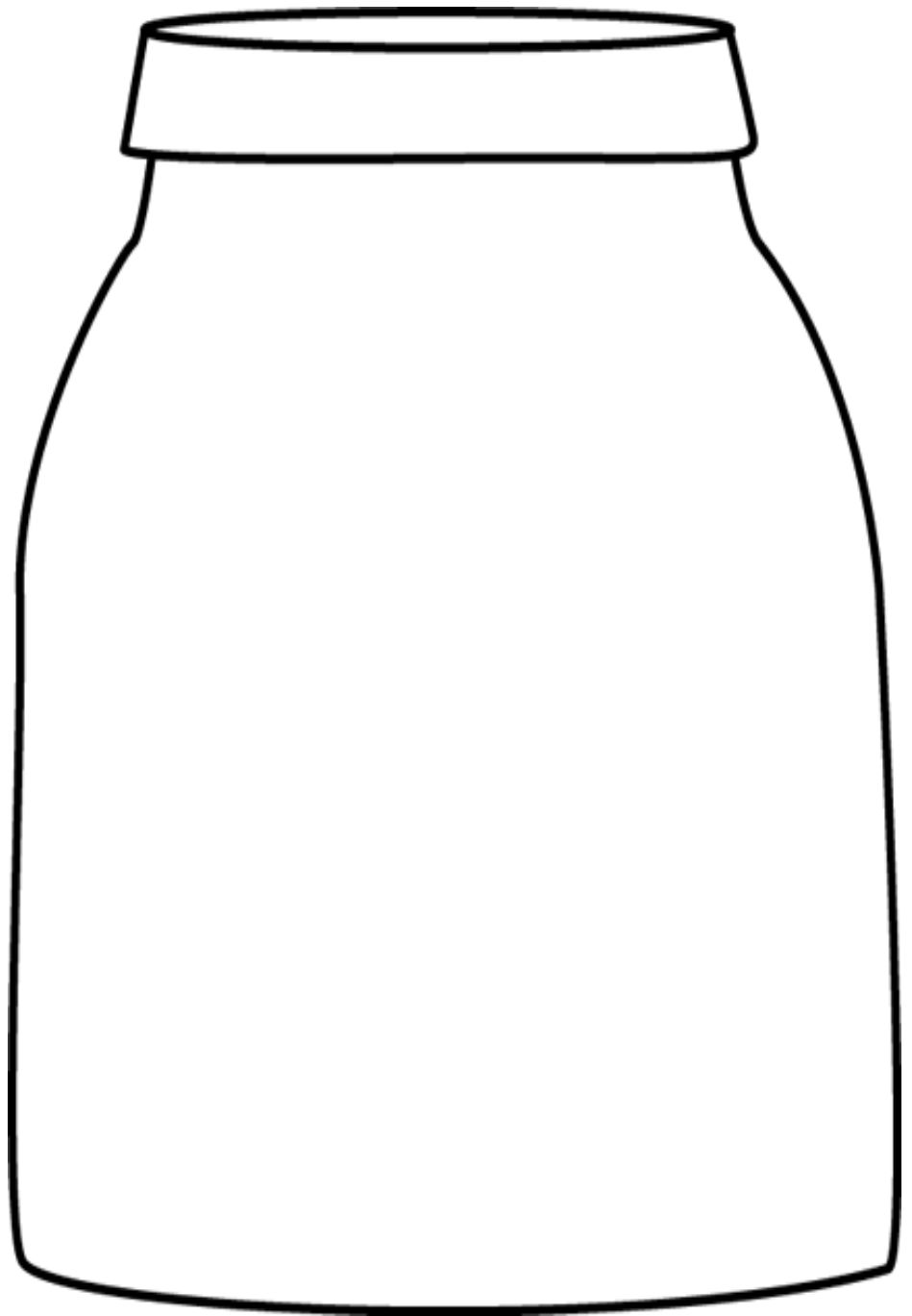
Letter J Crown: Cut out the crown. Cut and paste the pictures onto the crown. Staple a sentence strip or construction paper strip onto the crown to make a head band.

Cut out the JELLY BEAN cards. Sort the JELLY BEANS with J into the JAR.





Cut out the JELLY BEAN cards. Sort the JELLY BEANS with a j into the JAR.



J for Jaguar




Play Dough Mat – Make some more spots for the jaguar.

J for Jelly Beans in a Jar

J

j

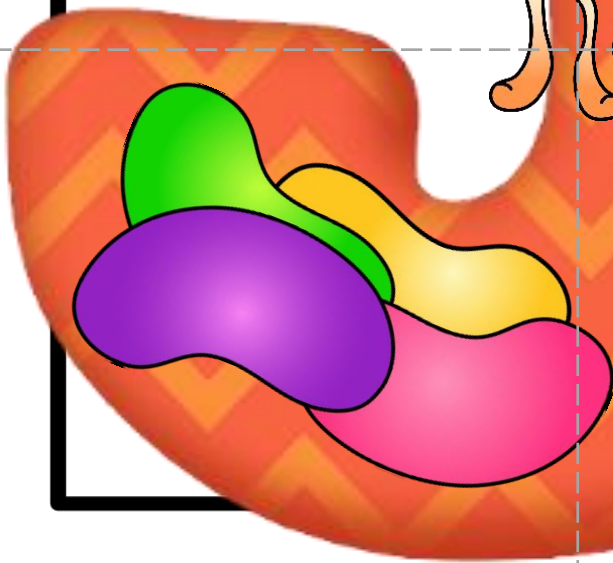


Play Dough Mat – Make some jelly beans to put in the jar.

LACING CARD – Print on cardstock,
and cut out. Punch holes around
the edge. Children lace with yarn
or a shoelace.



J



STICK PUPPETS – print on cardstock, cut out, tape on a craft stick for a handle



