


Letter Packs for Little Learners



Recognition – Sounds – Tracing – Stamping – Flash
Cards – Puzzles – Cut/Paste – Wearables – MORE

Hands-on letter activities and learning games for your Preschool and Pre-K
classroom.

Letters for little learners – LETTER E recognition, sound, tracing and craftivities

(Click on title)

Recognition

Color poster

Coloring pages

Follow letter maze (upper and lower case)

Sorting upper and lower case letters, using various fonts (cut and paste)

Sort 3 sizes of letters

Stamp the letters that look like the featured letter

Circle or X the letters that match the left column

I can draw a line to connect the Es with the es

I can stamp or color all the letters that look like this –E e

I can stamp or color the Es red and the es blue

I can cut and paste the Es and the es

Sounds

Letter character – meet Eddie Elephant

Letter chant

Cut and paste initial sound pictures onto large letter

Word wall

Flash Cards – 4 to a page

Math mats

Foldable little book for letter

Emergent reader for letter

Cut and paste squares

Tracing stamping and writing

Circle stampers on letter shapes

Tracing letters and pictures

I can rainbow trace the E and the e

Craftivities and kinesthetic learning

Letter necklace

Letter bracelets

Letter crown

Sort the letter E eggs into the basket

Play dough mats


Lacing large letter

Letter puzzle

Stick puppets


Graphics by [Whimsy Clips](#) and [Ashley Hughes](#) and [Creative Clips](#) and [Dancing Crayon Designs](#) and [Ink n Little Things](#) and [Educlips](#)

E e




elephant


E e



elephant



This is E.




This is e.





E	E	E	G	M	S	R
A	D	E	E	E	E	D
T	K	F	Y	B	E	M
R	T	D	S	E	E	G
X	V	M	Z	E	B	A
W	R	B	S	E	E	E
D	M	S	E	P	A	E





e	d	d	e	m	s	y
e	e	e	q	x	h	d
u	x	e	d	e	k	z
n	g	e	e	e	s	m
x	o	c	s	e	d	d
b	d	f	u	e	e	e
w	n	h	x	t	e	





E e



E

e

E

e

E

e

E

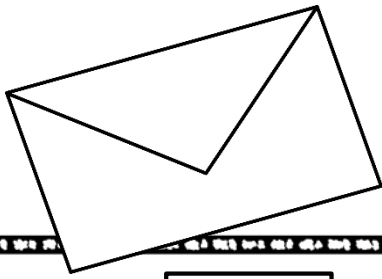
e

E


E

e

e



E e



E

e

E

e

E

e

E

e

E

e

E

e

big

medium

small

E

E

E

E

E

E

E

E

E

E

E

E

E

E

E

E

E

e

e

e

e

e

e

e

e

e

e

e

e

e

e

e

e

e

I can cut and paste the E and the e

E

e

E	e	T	m
E	e	E	e
e	t	E	V
e	D	e	E
E	A	e	r

Stamp or color all the letters that look like this:

E

E

H

E

E

R

M

D

S

E

E

E

K


E

B

D

E

N



F

E

A

W

E

Stamp or color all the letters that look like this:

e

h

e

n

e

e

a

e

e

e

n


e

r

d

e

e



e

w


z

e

k

I can stamp or color all the letters that look like this:

Ee



E	G	E	B	e	e
A	h	E	e	E	a
e	E	e	E	F	e
E	E	e	M	b	E
L	r	E	e	E	V
e	E	e	B	w	e

Circle or X the letters that match the left column.

E

E n A o E n v E m

E

E x s A E k m E E

E

B E S E p t E x E

e

e e Q E e K M e

e



J e M e e K w e

e

A e e R e S F e x

I can stamp or color the E red.

I can stamp or color the e blue.



I can draw a line to connect the E with e

E

e

A

n

E

e

E

e

E

f

V

e

E

e

I can draw a line to connect the e with E

e

E

e

D

e

E

b

E

a


K

e


E

e

E



Eddie Elephant loves the letter E.
He also loves excellent eggs, and
every elf.




Eddie Eddie Elephant
Made a call on a
telephant. (a BIG one!)


E E Eddie

E E Elephant!

I can't
hear you,
Eddie!





E e



Ee is for
elf.



Ee is for
elephant.




Ee is for egg.

My Little Book
About

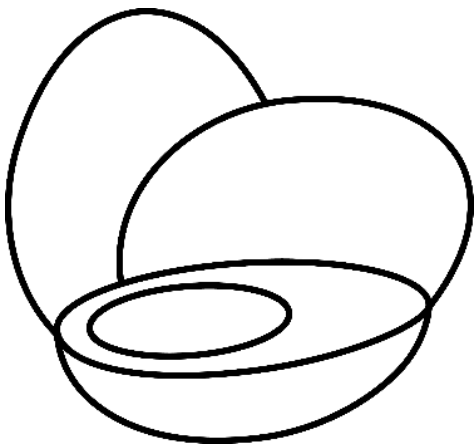

Ee

Name: _____

Ee is for
elf.



Ee is for
elephant.



Ee is for egg.

My Little Book
About

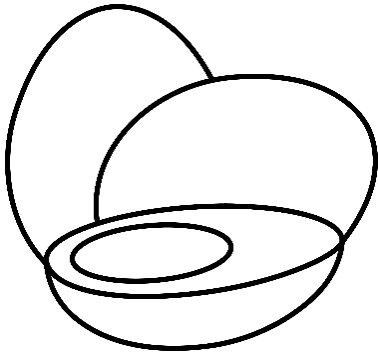
Ee

Name: _____


Name: _____

	E e	

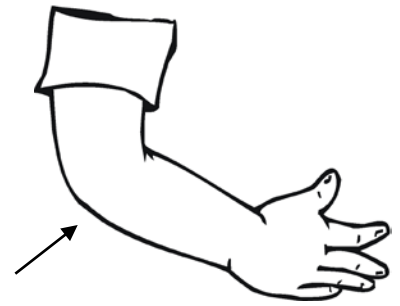
Cut and paste squares




eggs



elephants




elbow

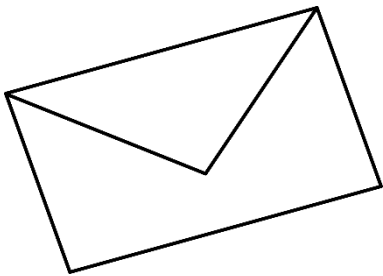


elf


E e



engine



envelope



empty



exit

E

E

e

e

Ee




elf

Ee




elephant

Ee



egg

Ee




envelope

Ee



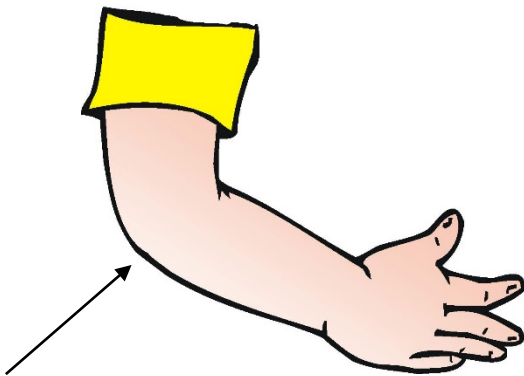
exit

Ee




engine

Ee



elbow

Ee




eggplant




elf



elephant




egg



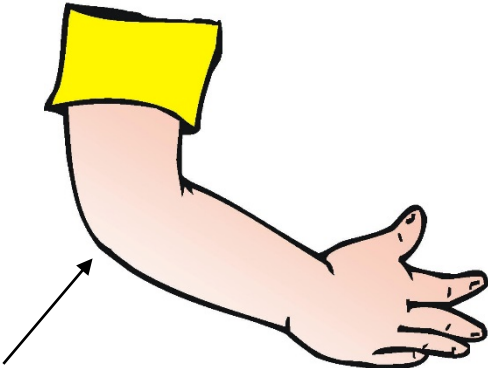
envelope




exit



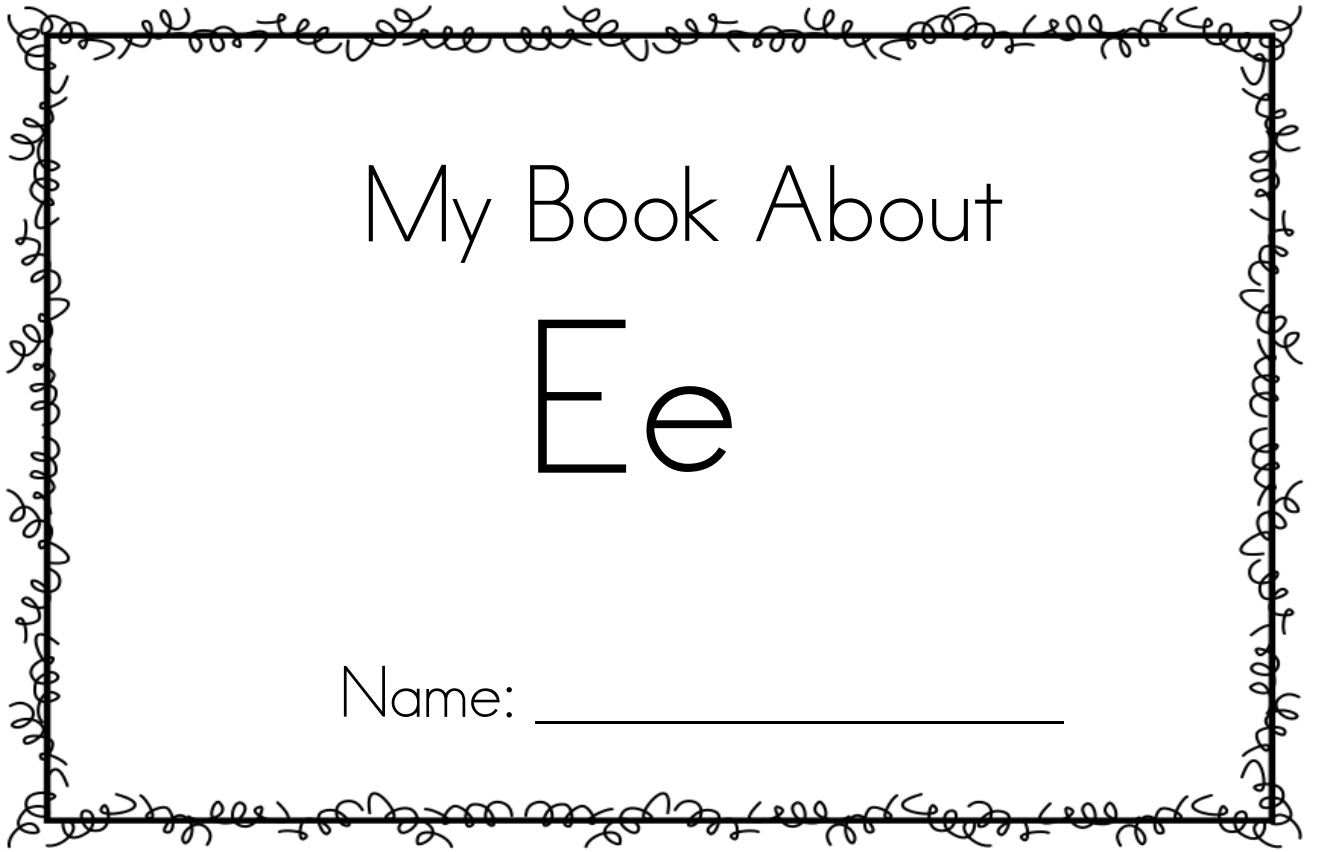
engine



elbow



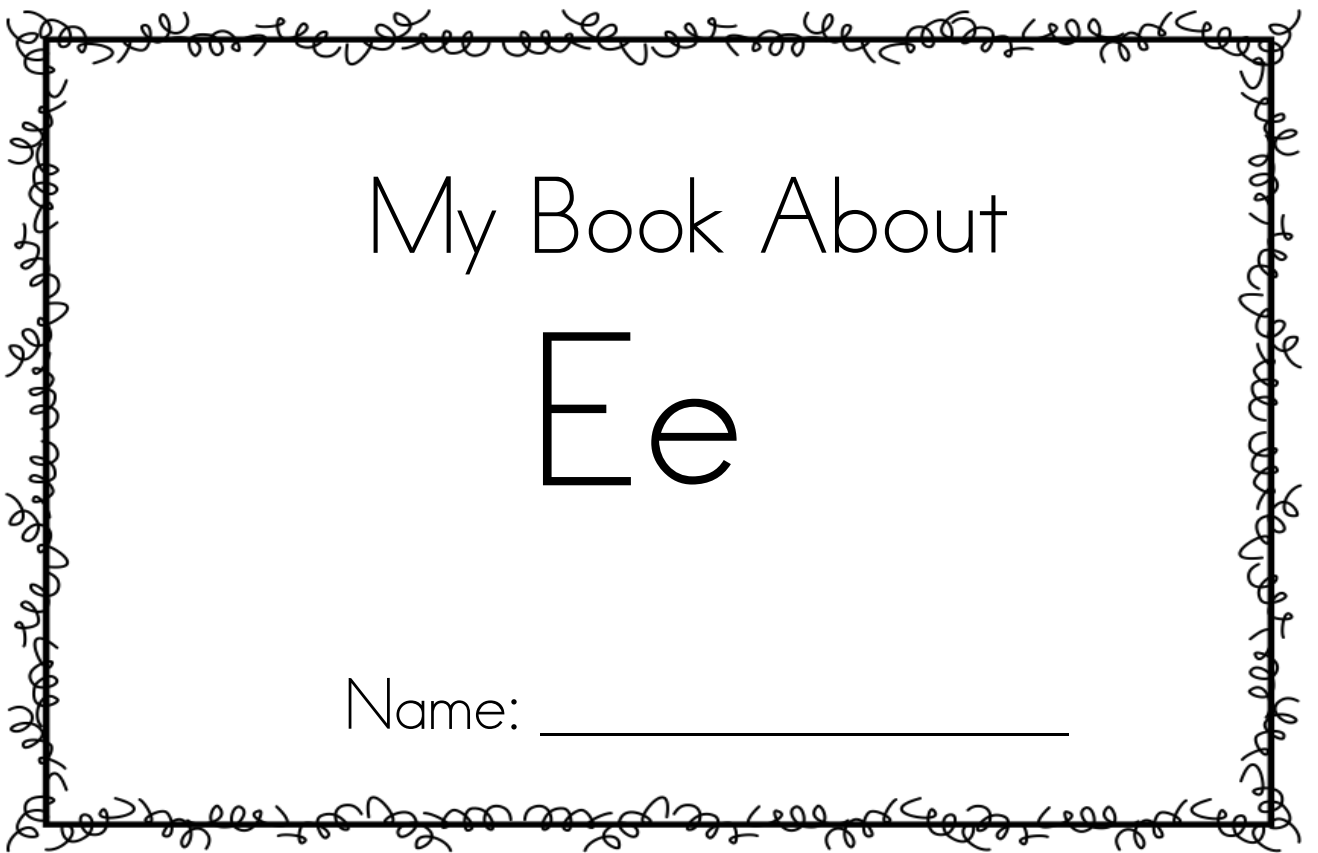
eggplant



My Book About

Ee

Name: _____



My Book About

Ee


Name: _____




I see an **elf**.



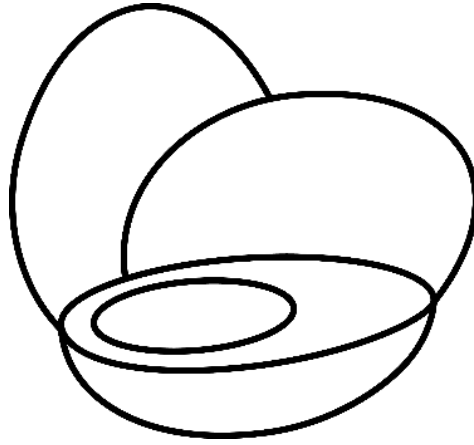
I see an **elf**.



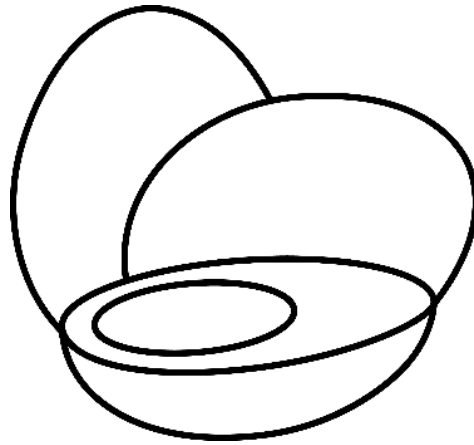
I see an **elephant**.




I see an **elephant**.




I see eggs.



I see eggs.



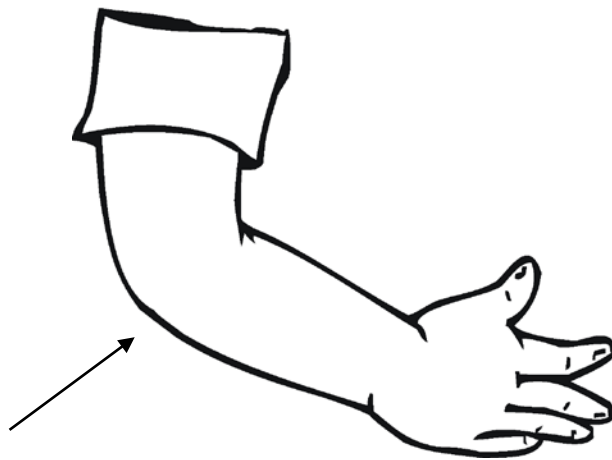
I see an **envelope**.




I see an **envelope**.




I see an **elbow**.



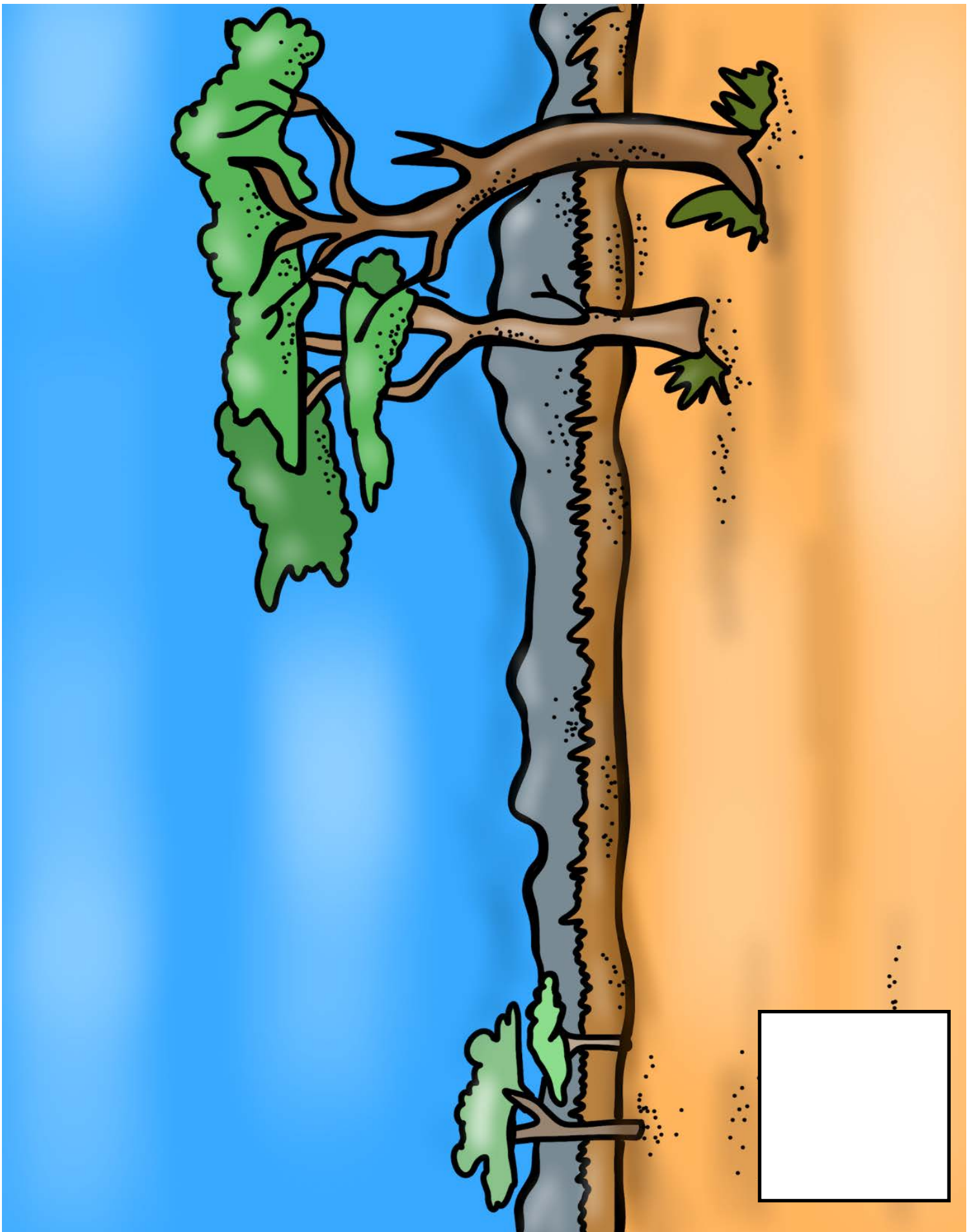
I see an **elbow**.




I see an engine.


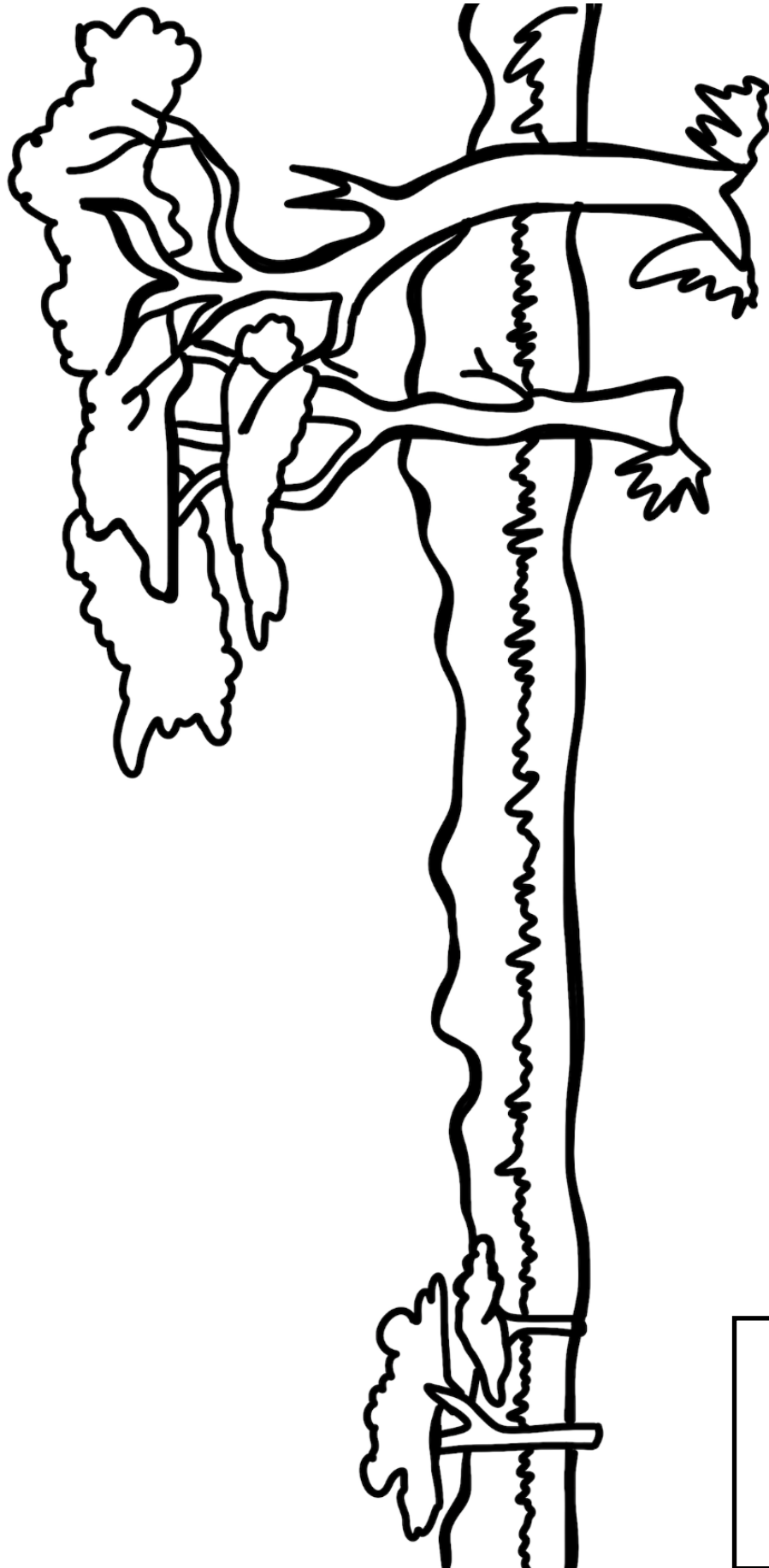



I see an engine.





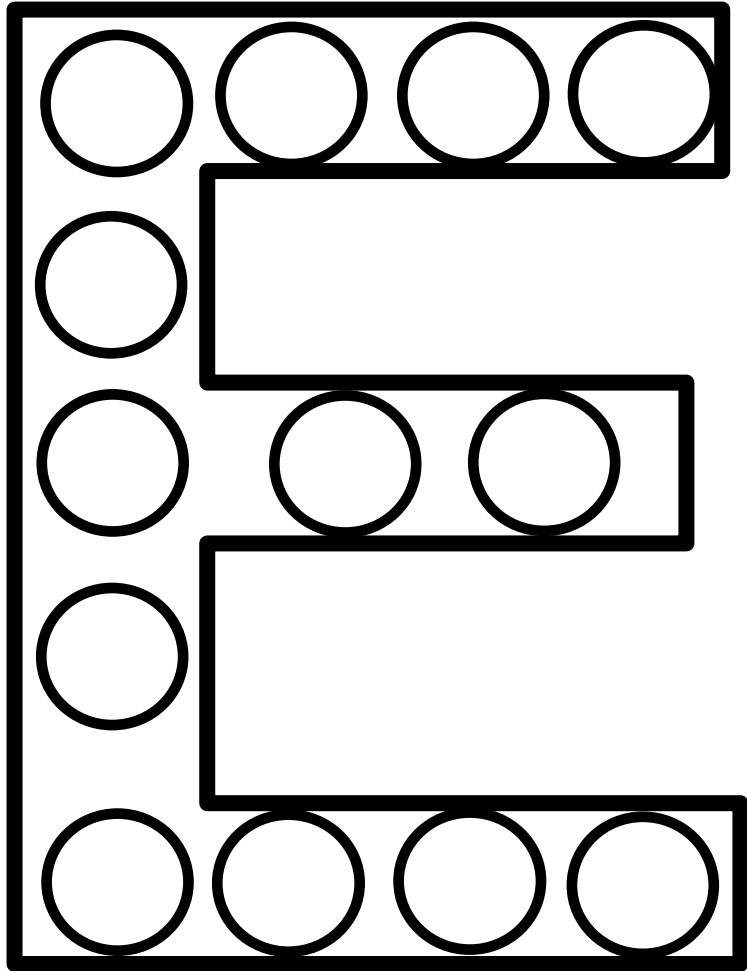
ELEPHANTS on the African savanna grasslands math mats – Print as many mats as you need, write a number in the square in the corner. Cut out the elephants and count them onto the mats according to the number.






ELEPHANTS on the African savanna grasslands math mats – Print as many mats as you need, write a number in the square in the corner. Cut out the elephants and count them onto the mats according to the number.

Letter E stamping – use a bingo dauber, stickers or finger prints on the circles.



E



e

I can rainbow trace E and e.

E

E

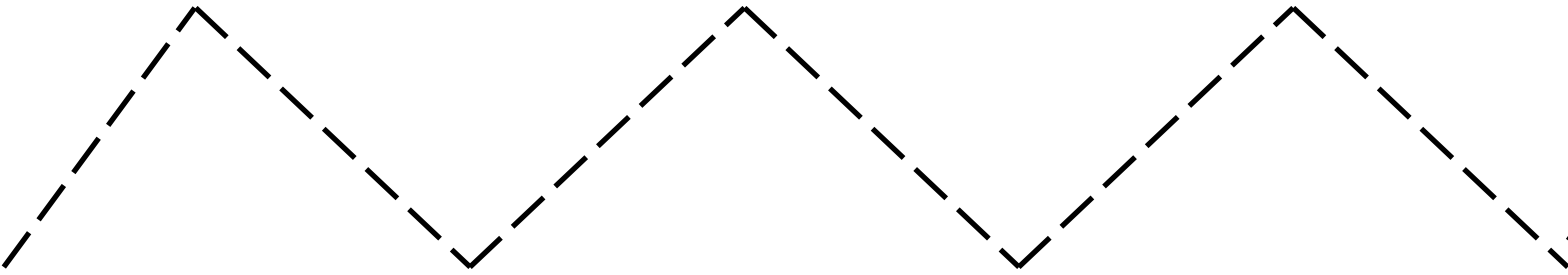
E

e

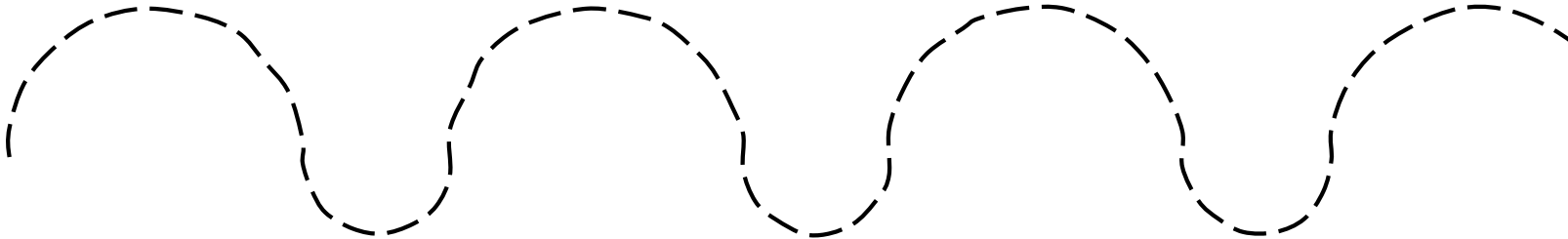
e

e

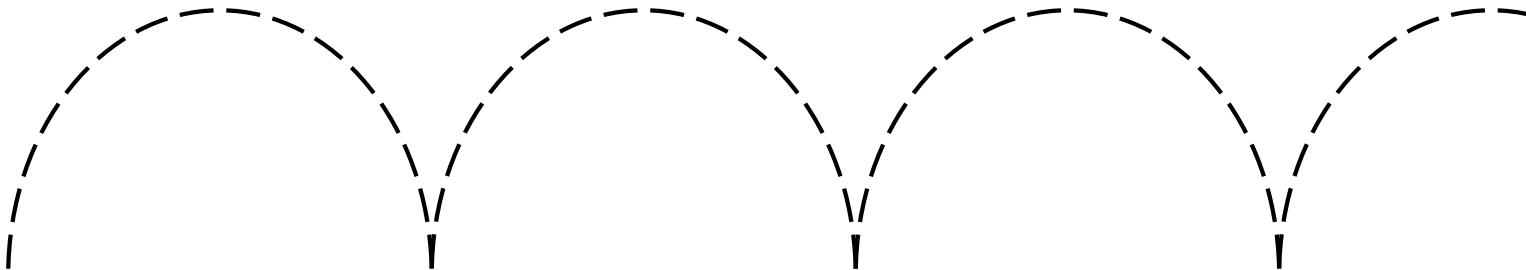
E



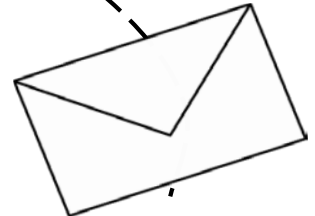
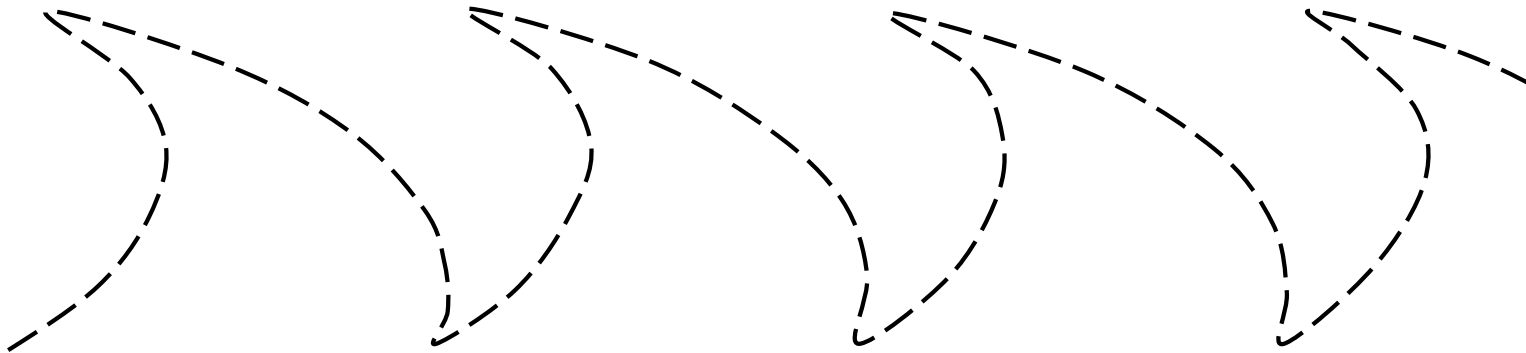
E

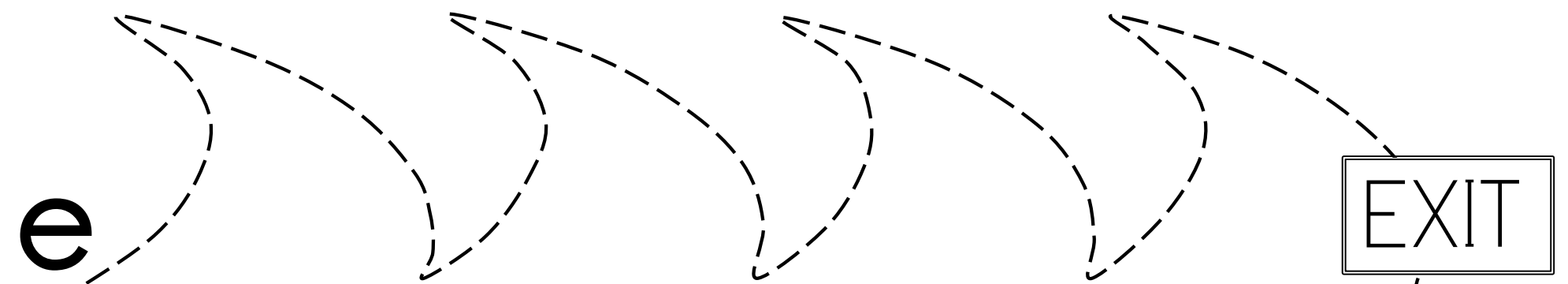
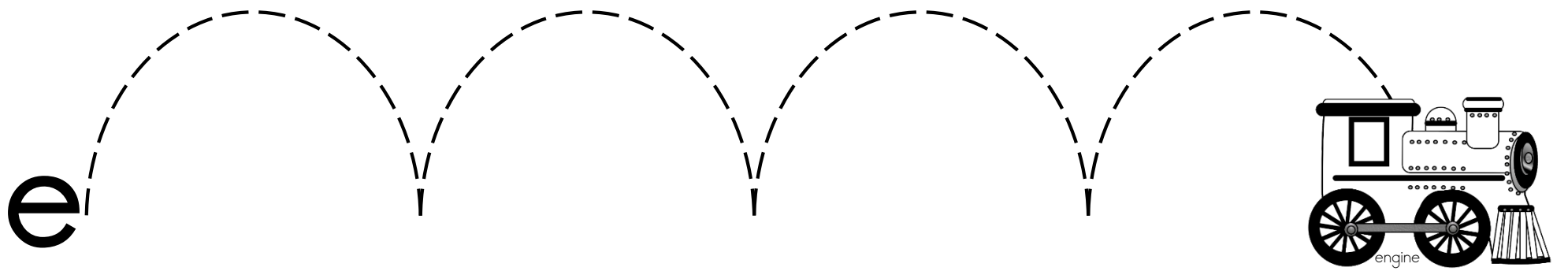
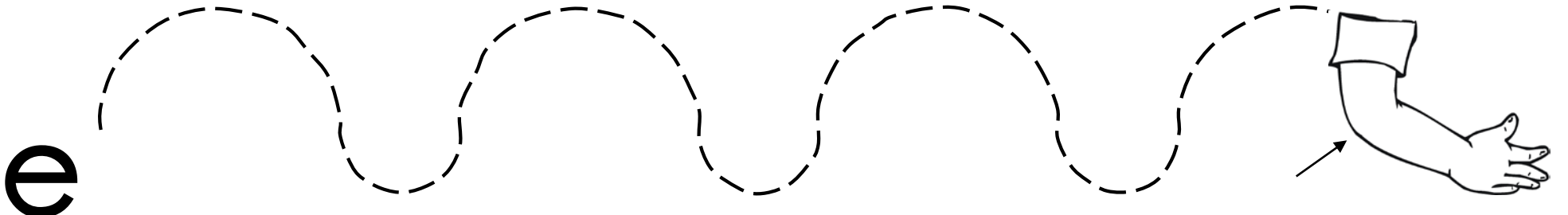
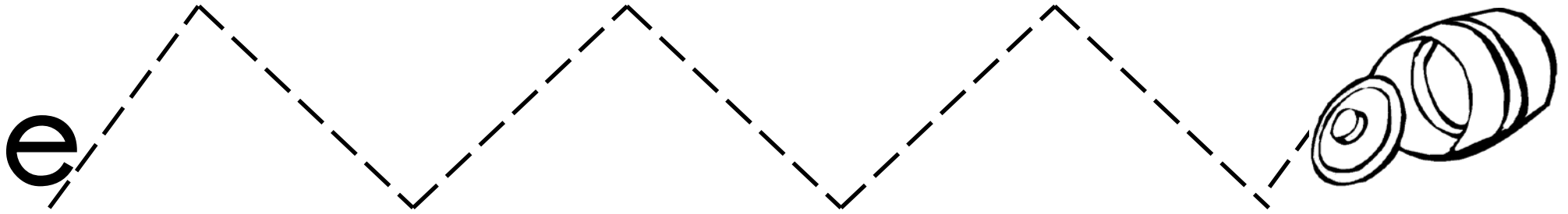


E




E

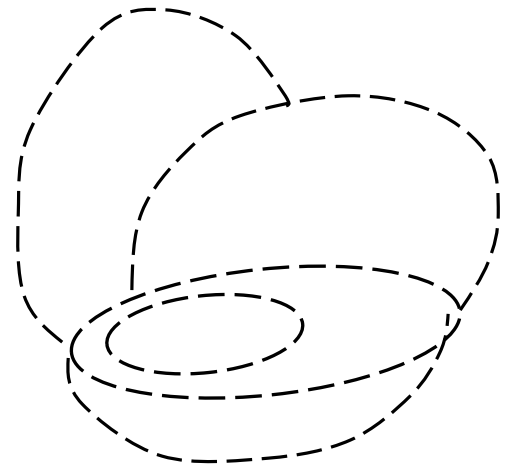




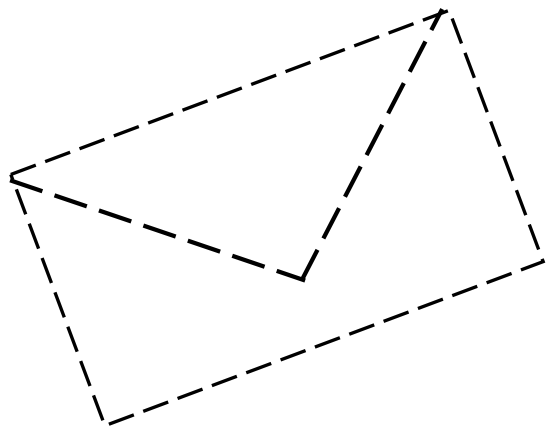
Ee



Ee



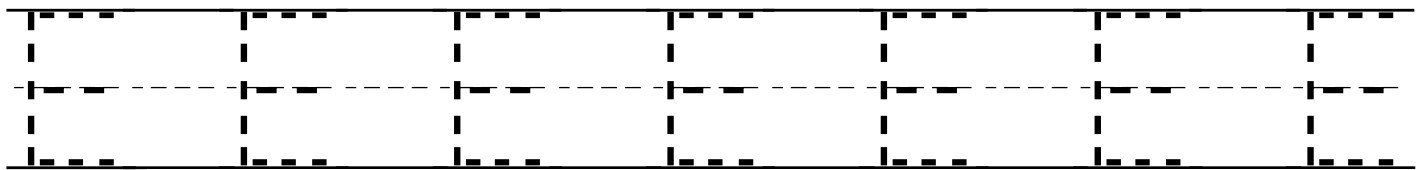

Ee






Ee






EXIT

Name: _____


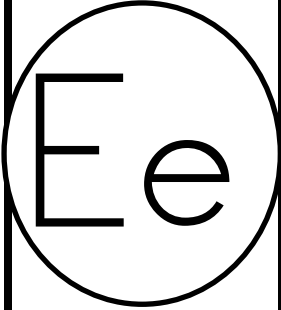
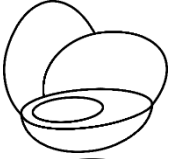


Letter E Necklace – cut out the elephants, punch one or two holes at the top of each, and string on yarn








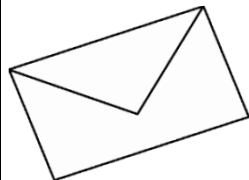
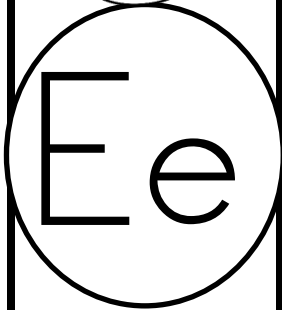

Tape or glue



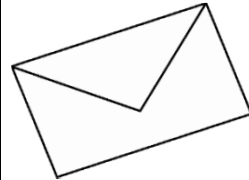
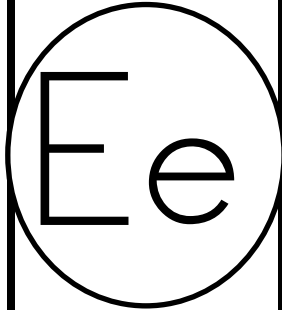
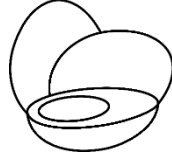
Tape or glue




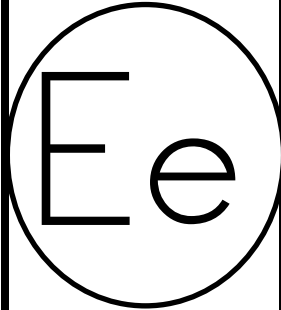
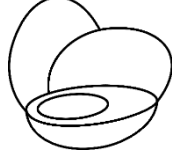
Tape or glue




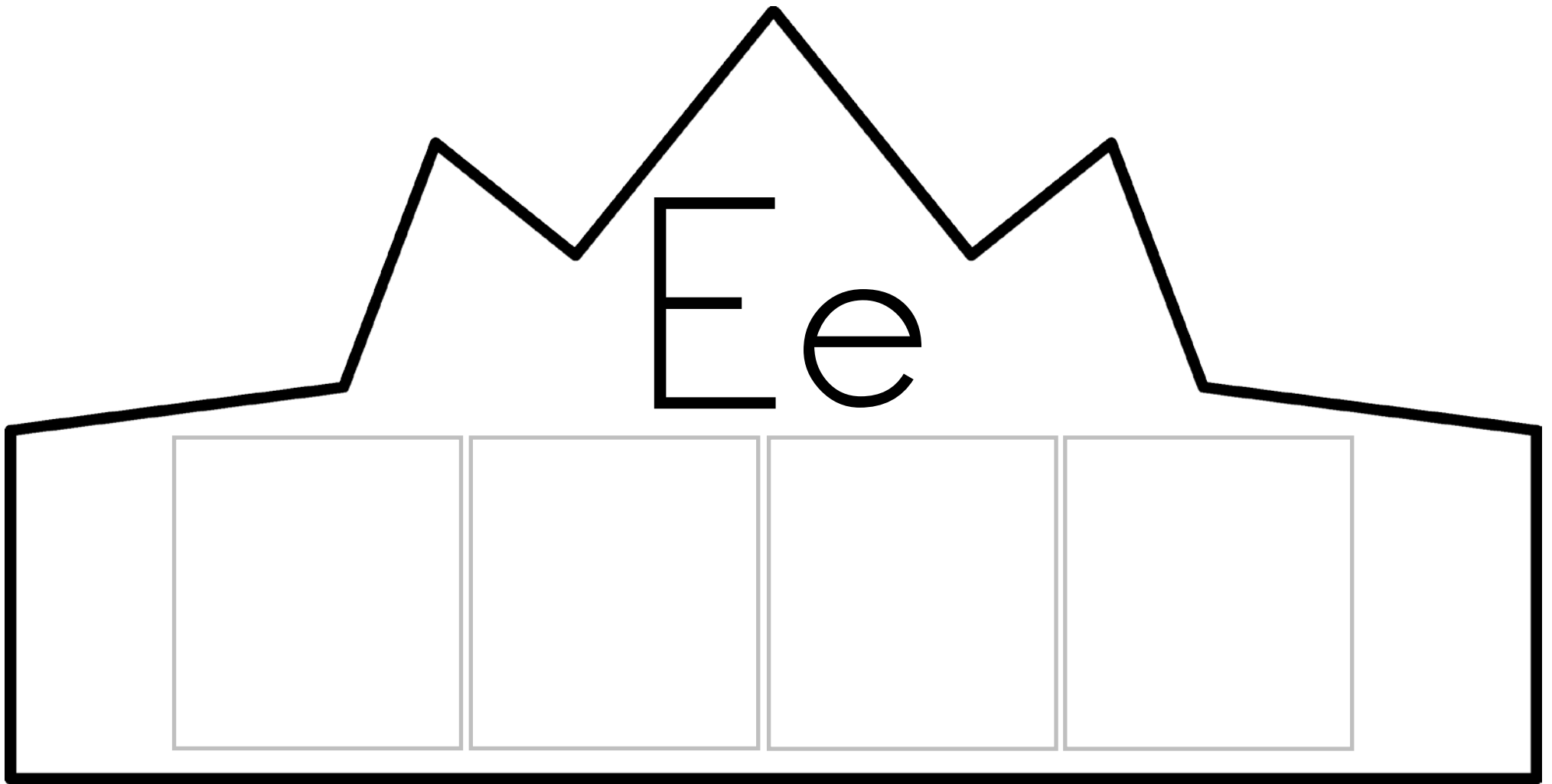
Tape or glue



Tape or glue





Letter E Bracelet Bands




Letter E Crown: Cut out the crown. Cut and paste the pictures onto the crown. Staple a sentence strip or construction paper strip onto the crown to make a head band.

Cut out the EGG cards. Sort the EGGS with an E into the basket.



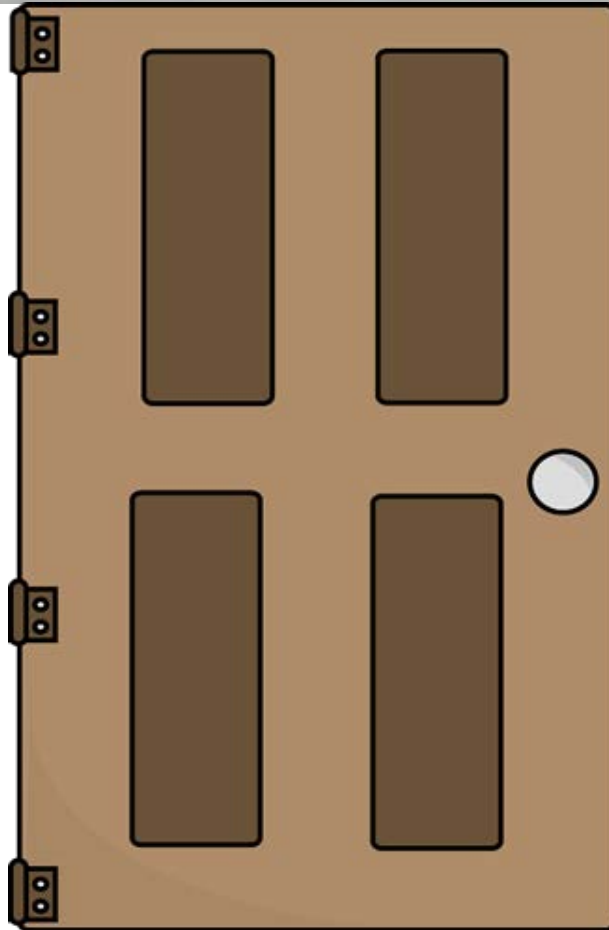


Cut out the EGG cards. Sort the EGGS with an e into the basket



E for EXIT

EXIT




Play Dough Mat – Roll some “snakes and make the letters on the EXIT sign.

E for Eggs

E


e



Play Dough Mat – Make some chicken EGGS in the hay.

LACING CARD – Print on cardstock, and cut out. Punch holes around the edge. Children lace with yarn or a shoelace.





STICK PUPPETS – print on cardstock, cut out, tape on a craft stick for a handle

