


ALPHABET

Letters for Little Learners

62 No Prep Phonics Printables

Recognition - sounds - tracing - stampin
- flashcards - puzzles - cut/paste -
wearables - more ...



Letters for little learners – LETTER C recognition, sound, tracing and craftivities

(Click on title)

Recognition

Color poster

Coloring pages

Follow letter maze (upper and lower case)

Sorting upper and lower case letters, using various fonts (cut and paste)

Sort 3 sizes of letters

Stamp the letters that look like the featured letter

Circle or X the letters that match the left column

I can draw a line to connect the Cs with the c's

I can stamp or color all the letters that look like this – C c

I can stamp or color the C's red and the c's blue

I can cut and paste the C's and the c's

Sounds (Hard C sound)

Letter character – meet Crissy Caterpillar

Letter chant

Cut and paste initial sound pictures onto large letter

Word wall

Flash cards – 4 to a page

Math mats

Foldable little book for letter

Emergent reader for letter

Cut and paste squares

Tracing stamping and writing

Circle stampers on letter shapes

Tracing letters and pictures

I can rainbow trace the C and the c

Craftivities and kinesthetic learning

Letter necklace

Letter bracelets

Letter crown

Sort the letter C cupcakes into the jar

Play dough mats


Lacing large letter

Letter puzzle

Stick puppets


Graphics by [Whimsy Clips](#) and [Ashley Hughes](#) and [Creative Clips](#) and [Dancing Crayon Designs](#) and [Ink n Little Things](#) and [Little Red](#)

Cc




cat


C C




cat



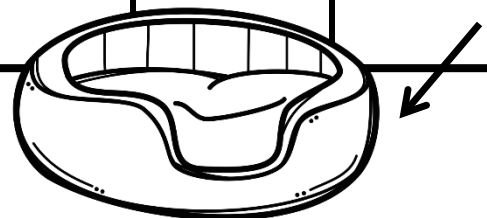
This is C.

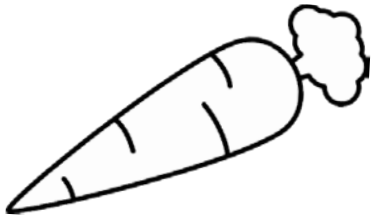


This is c.




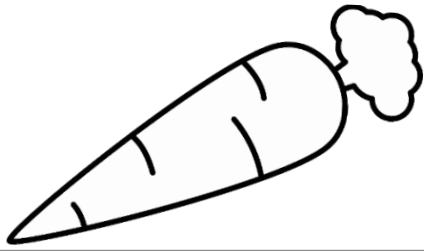
C	C	B	G	M	S	R
A	C	V	A	S	N	D
T	C	C	C	C	A	M
R	T	D	S	C	D	G
X	V	M	Z	C	B	F
W	D	B	S	C	C	C
D	M	S	E	P	A	C






c	n	t	e	m	s	y
c	b	a	q	x	h	d
c	c	c	v	e	k	z
n	g	c	b	k	s	m
x	o	c	c	c	c	c
b	d	f	u	m	b	c
w	n	o	h	x	t	c





Cc



C

c

C

c

C

c

C

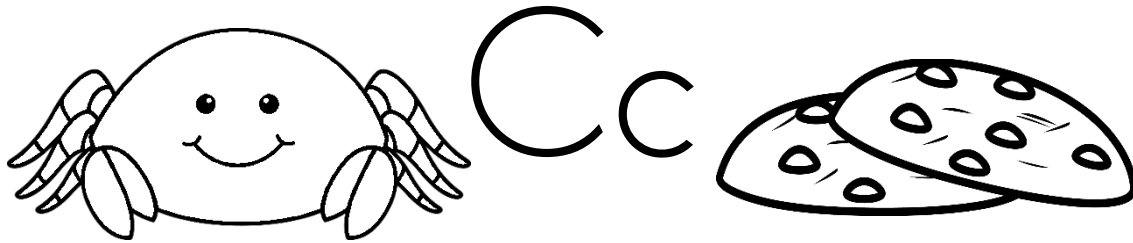
c

C

C

c

c



C

c

C

c

C

c

C

c

C

c

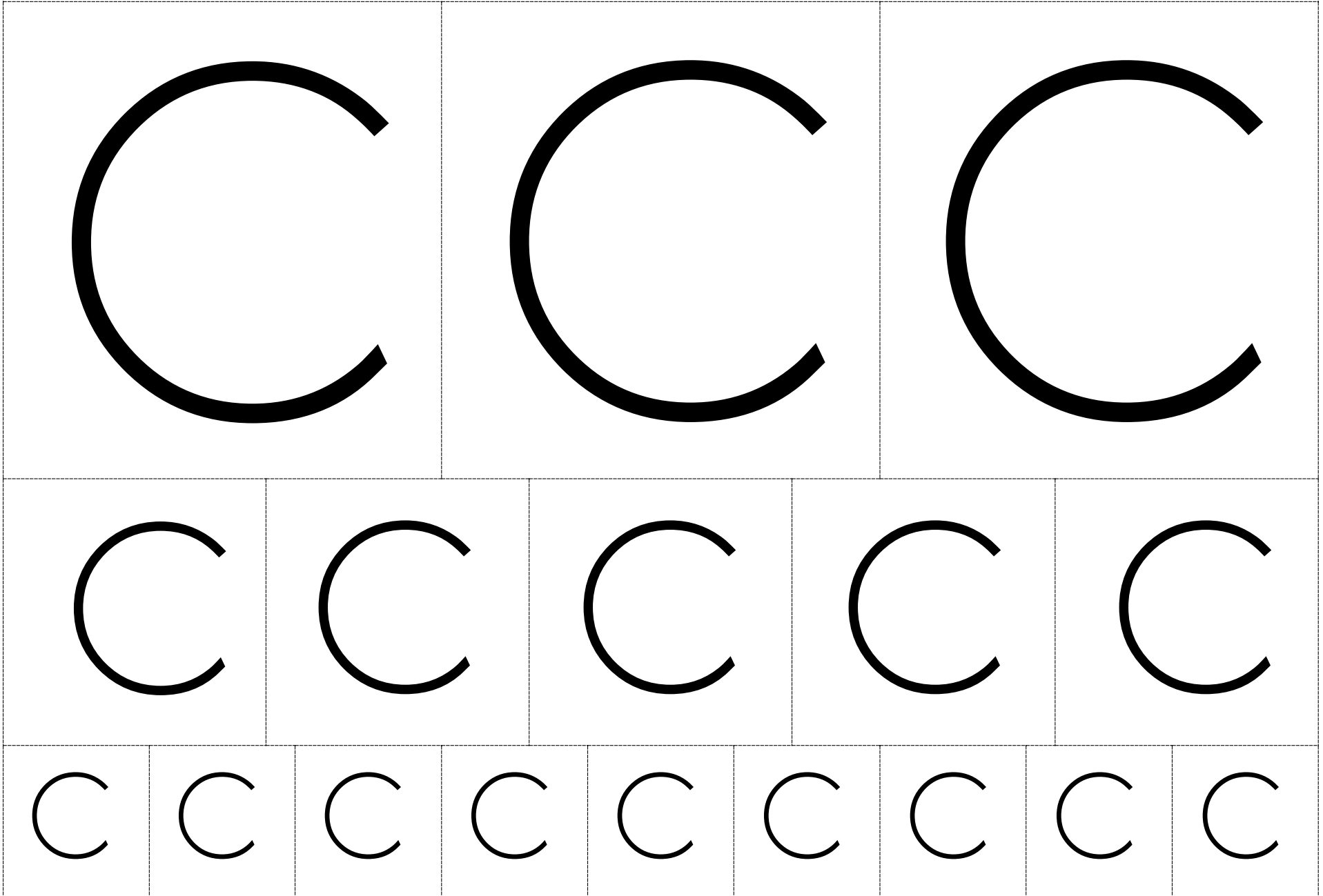
C

c

big

medium

small



C

C

C

C

C

C

C

C

C

C

C

C

C

C

C

C

C

I can cut and paste the C and the c

C

c

C	c	T	c
F	y	C	d
m	c	C	V
c	C	c	C
C	C	c	c

Stamp or color all the letters that look like this:

C

C

H

C

C

R

M

C

S

D

C

C

K

C


B

C

C

E

N



A

C

W

C

Stamp or color all the letters that look like this:

C

h

c

n

c

c

c

c

c

e

n


c

r

t

c

c



c


w

z

c

k

I can stamp or color all the letters that look like this: C c



C	C	Z	B	c	c
A	e	C	c	C	a
C	C	c	C	E	c
C	C	c	M	b	C
L	r	C	c	C	N
c	C	d	B	w	c

Circle or X the letters that match the left column.

C

C c D o C c b M

C

C C s A P k m C

C

G C K C p t h x C

c

c c P E c K M V c

c



T c M c c M w c

c

A c c P c S F c x

I can stamp or color the C red.

I can stamp or color the C blue.



I can draw a line to connect the C with c

C

c

B

n

C

c

C

c

C

e

D

c

C

c

I can draw a line to connect the C with C

c

C

c

n

c

C

b

C

c

e

c

C

e

C



Crissy Caterpillar loves the letter C.
She also loves curly cats and crumbly
cakes.



Crissy Crissy

Caterpillar



Fell asleep on a soft
comfy pillow.

C C Crissy (shh!)


C C Caterpillar

Wake up,
Crissy!!


Cc



Cc is for
cookie.



Cc is for
candy.




Cc is for
camera.

My Little Book
About

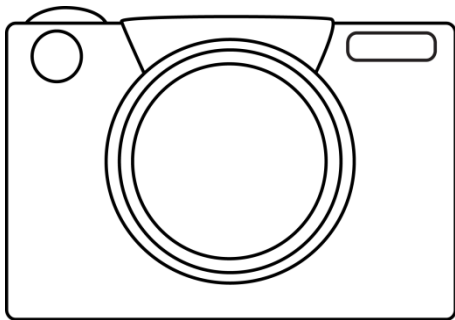

C C

Name: _____

Cc is for
cookies.

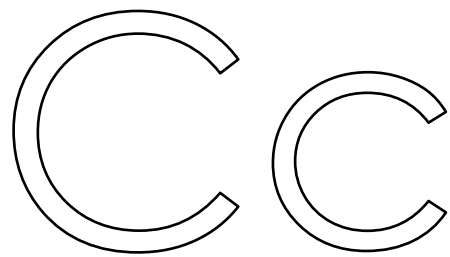


Cc is for
candy.



Cc is for
camera.

My Little Book
About




Name: _____

Name: _____

Cc

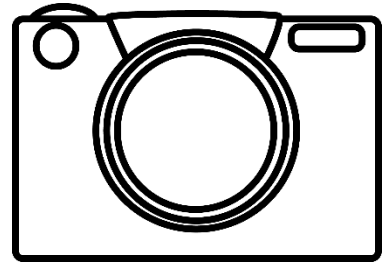
Cut and paste squares




cat




carrot



camera




candy



car



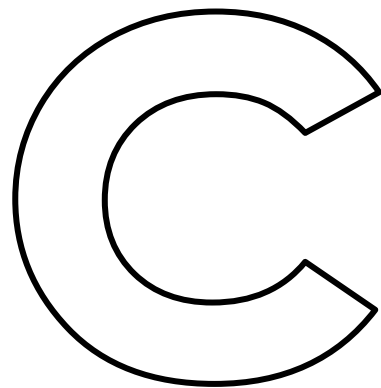



crab




cow



cookies




Cc




carrot

Cc




cat

Cc



cookies

Cc




candy

Cc




camera

Cc




crab

Cc




COW


Cc




car




carrot




cat




cookies




candy




camera




crab



COW




car



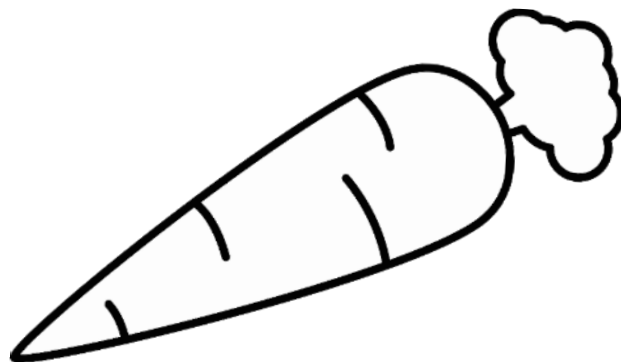
My Book About
Cc

Name: _____




My Book About
Cc


Name: _____




I see a carrot.




I see a carrot.




I see a cat.




I see a cat.




I see a crab.




I see a crab.




I see a cow.




I see a cow.




I see a car.




I see a car.




I see candy.



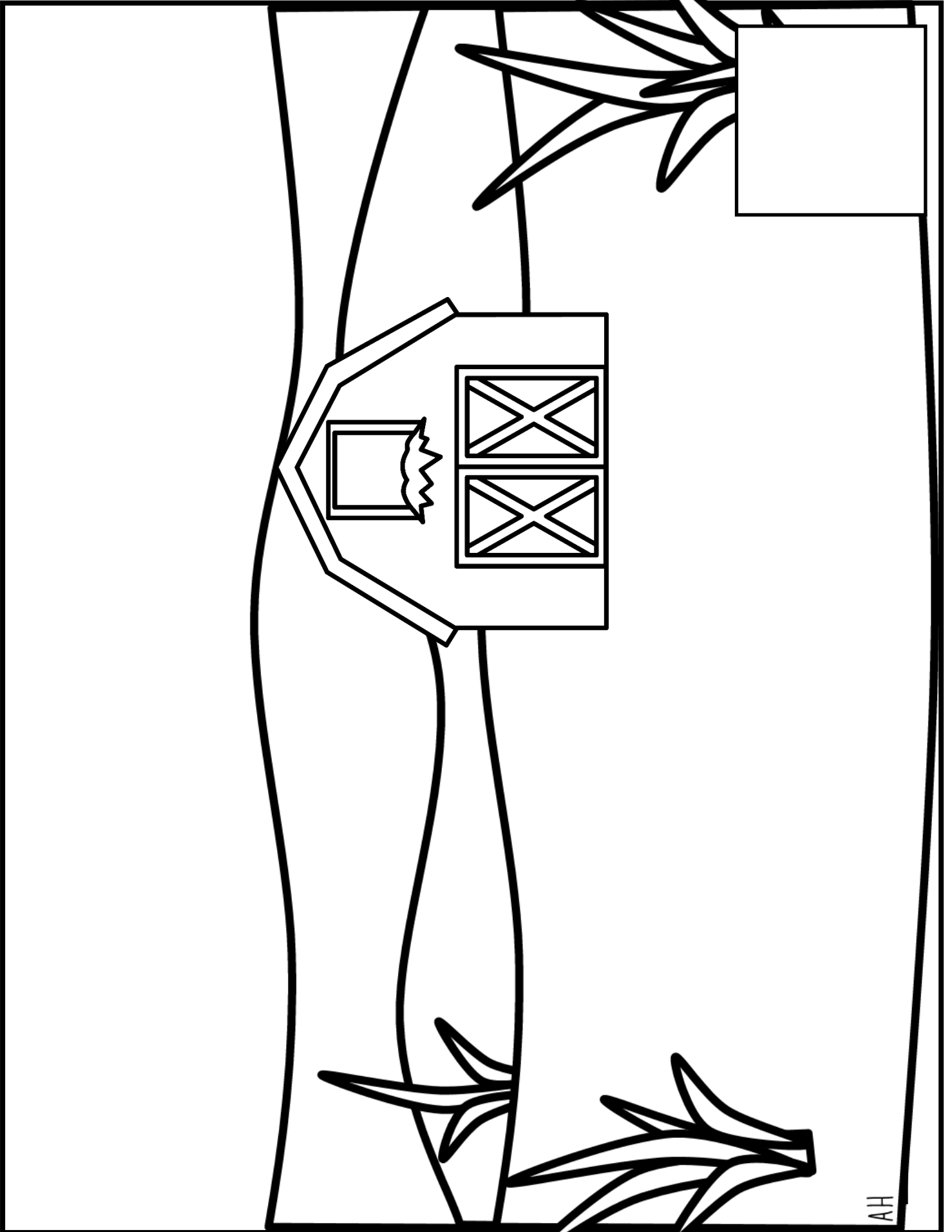
I see candy.




AH



Math Mats – Print as many mats as you need, write a number in the square in the right corner. Cut out the cows and count them onto the mats according to the number.

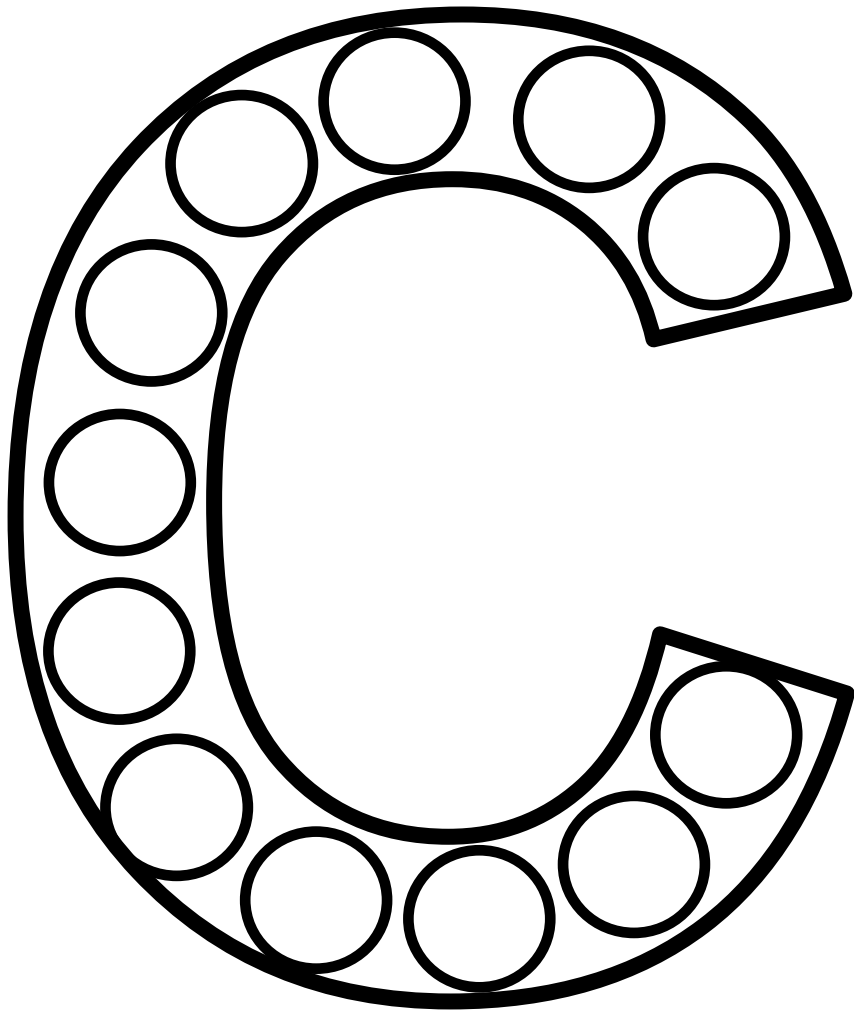


AH

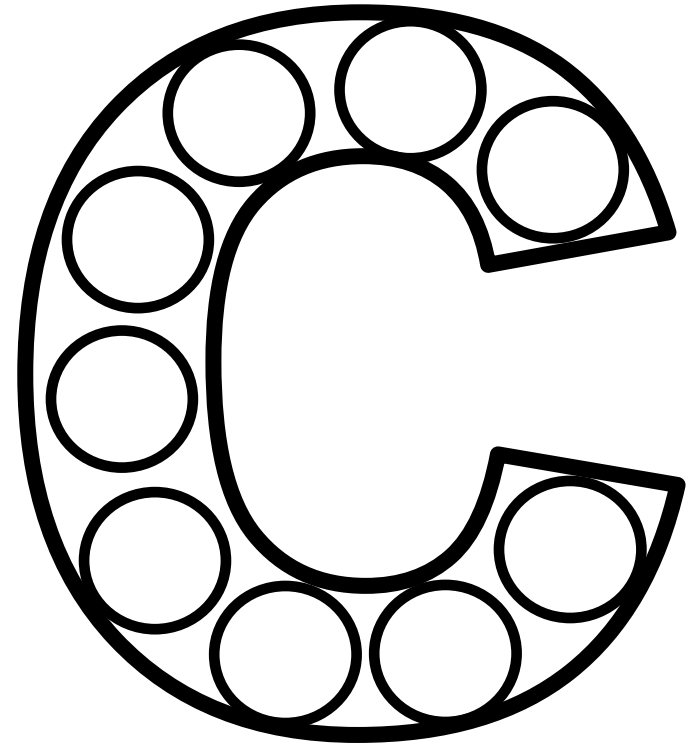


Math Mats – Print as many mats as you need, write a number in the square in the right corner. Cut out the cows and count them onto the mats according to the number.

Letter C stamping – use a bingo dauber, stickers or finger prints on the circles.








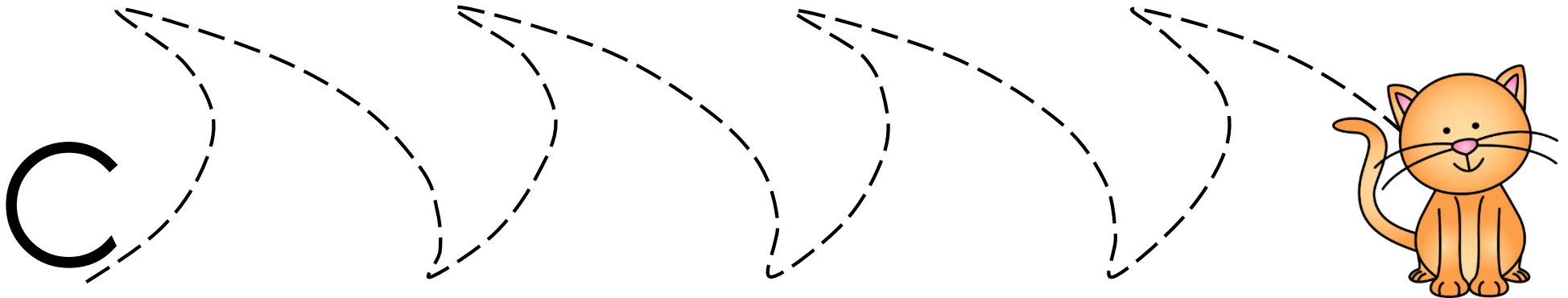
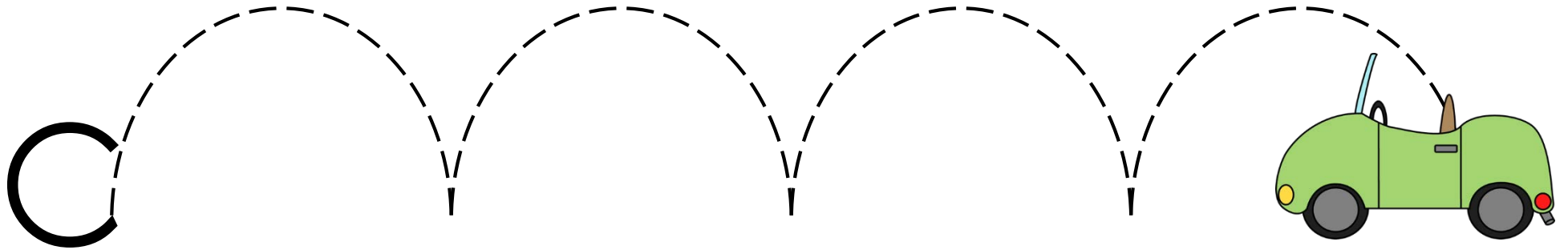
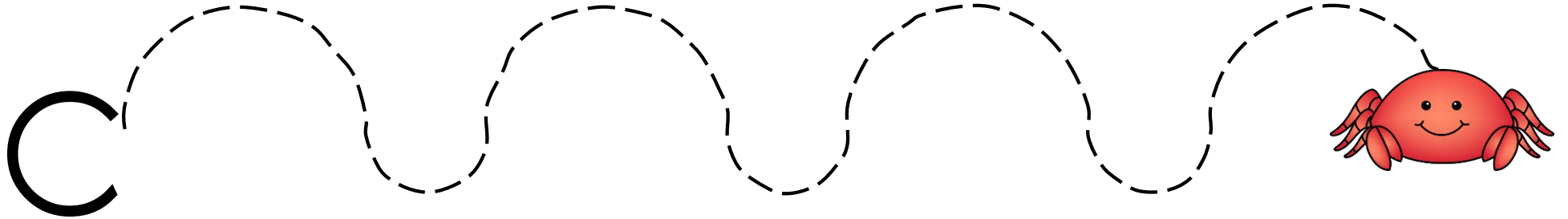
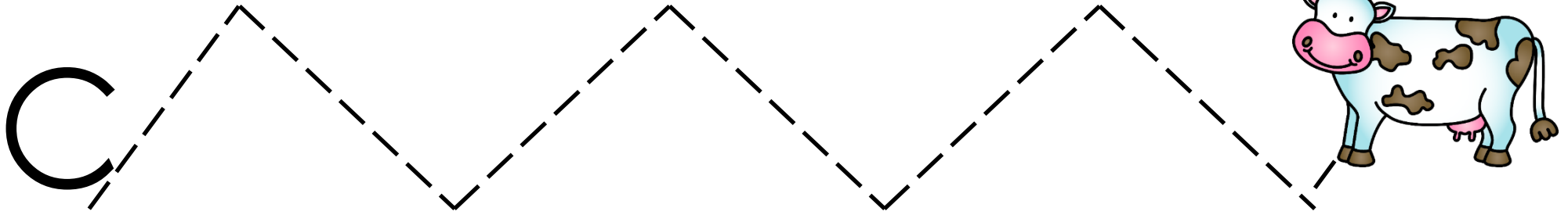
C

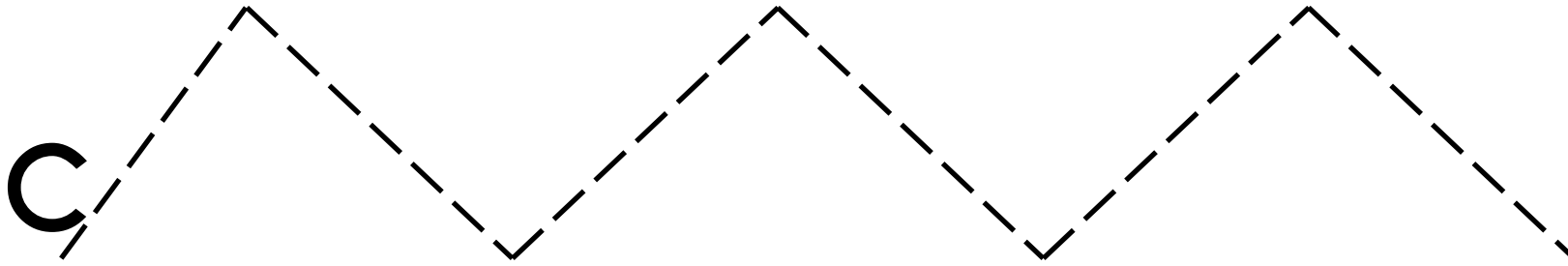


c

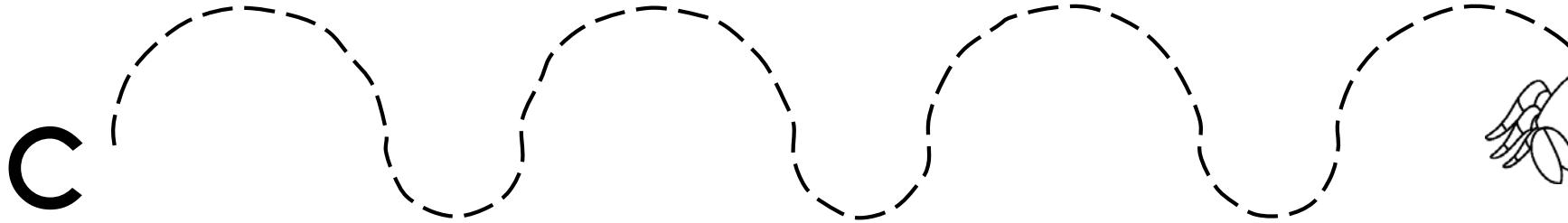

I can rainbow trace C and c.



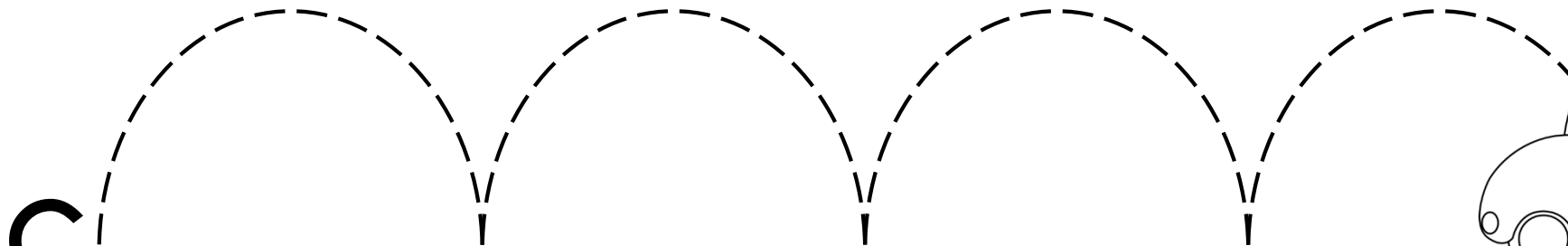




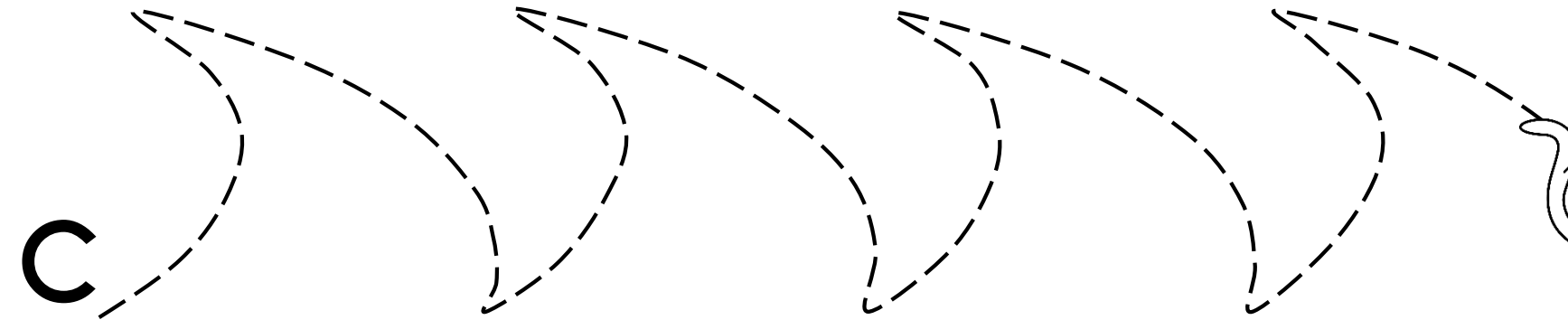

C




C

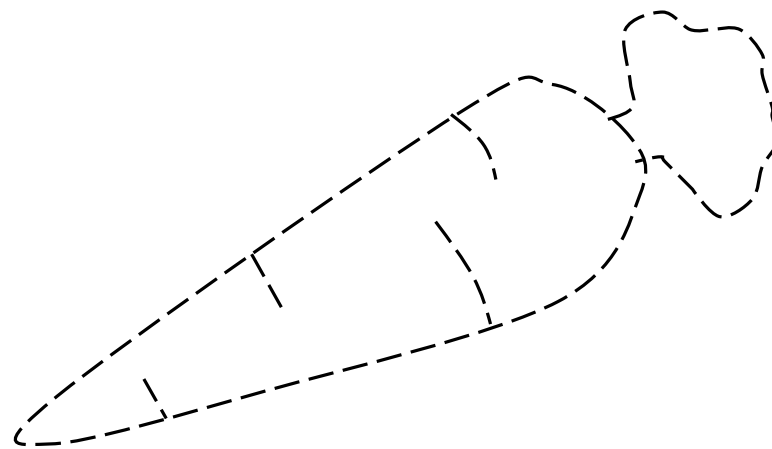

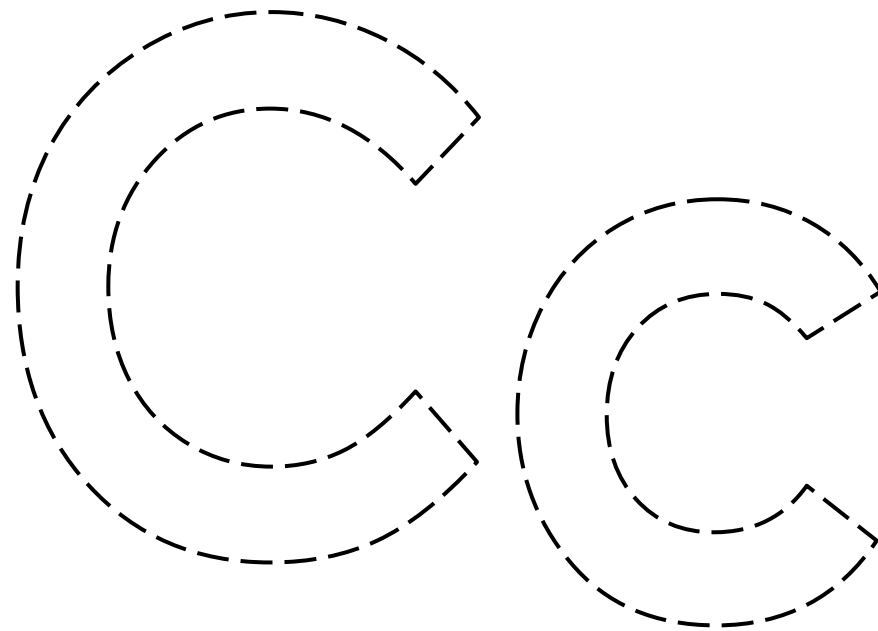
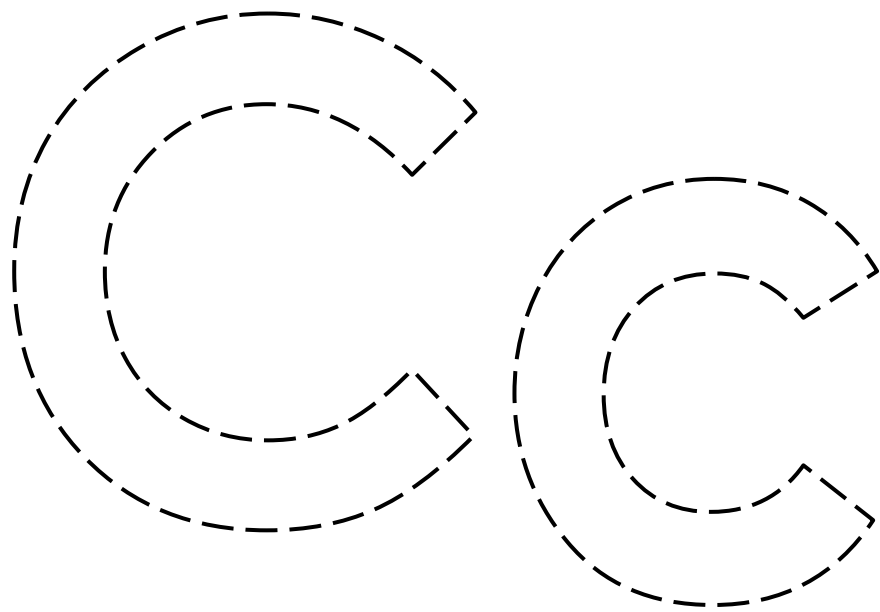


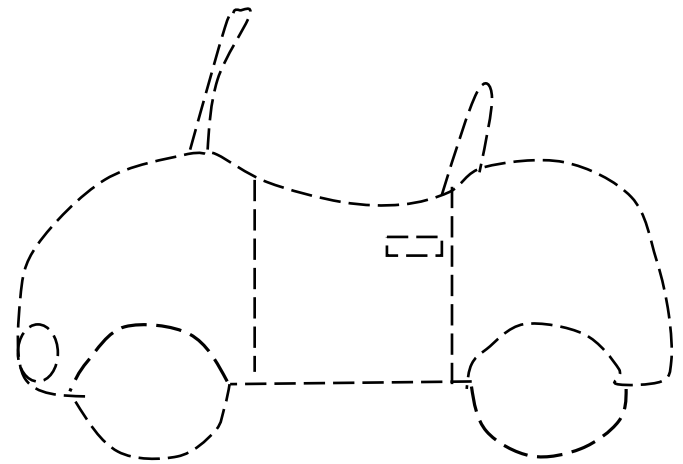
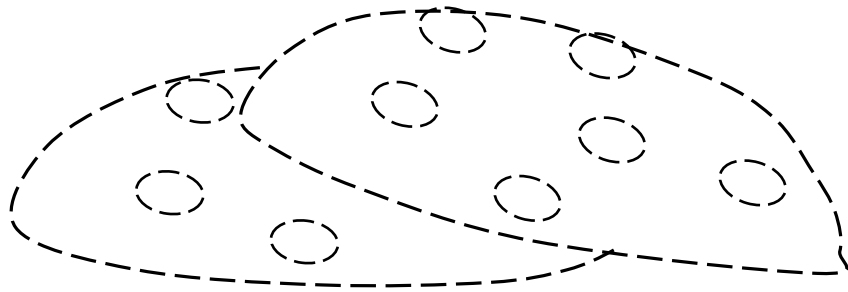
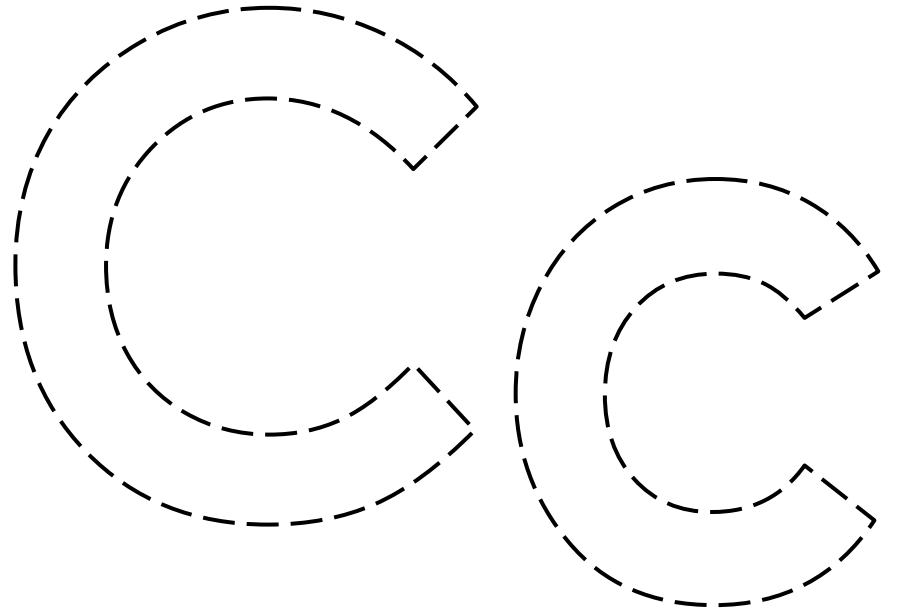
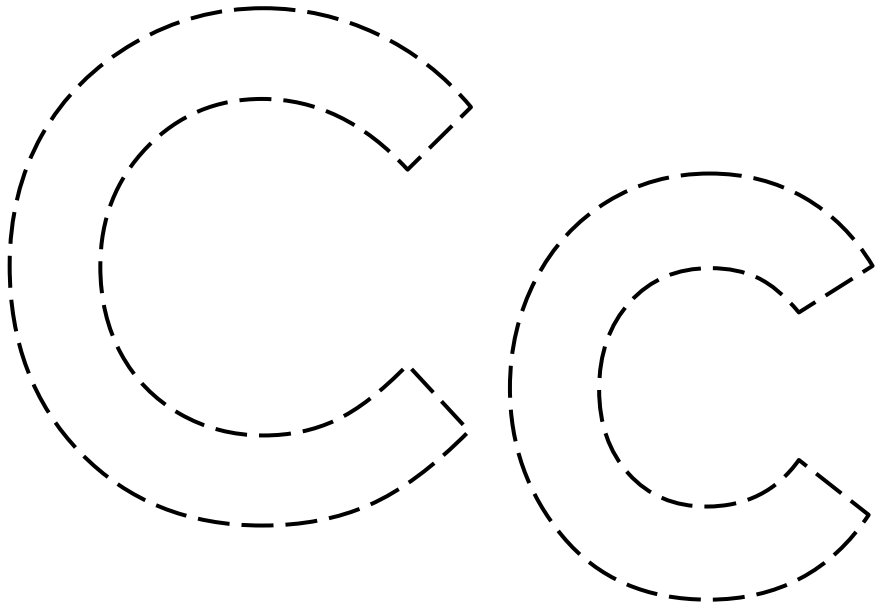
C



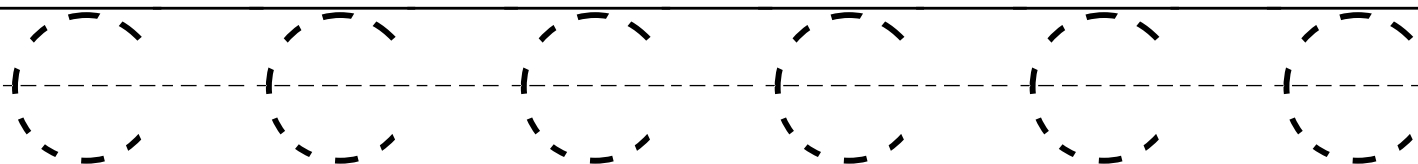

C





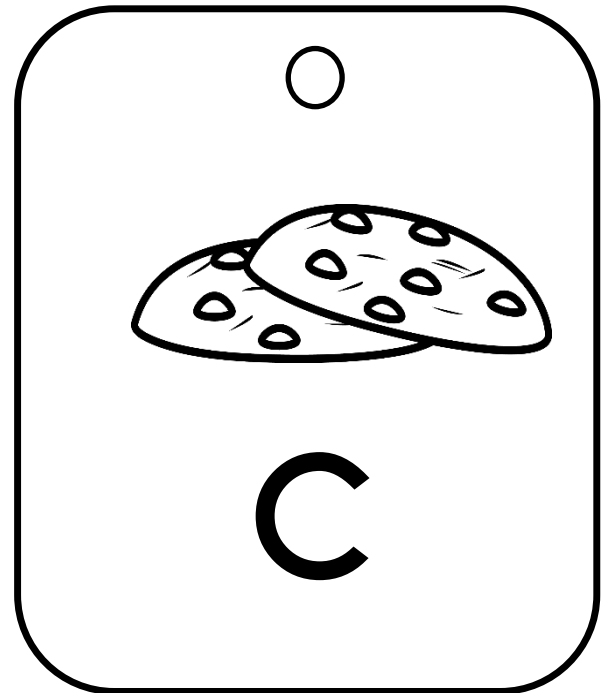

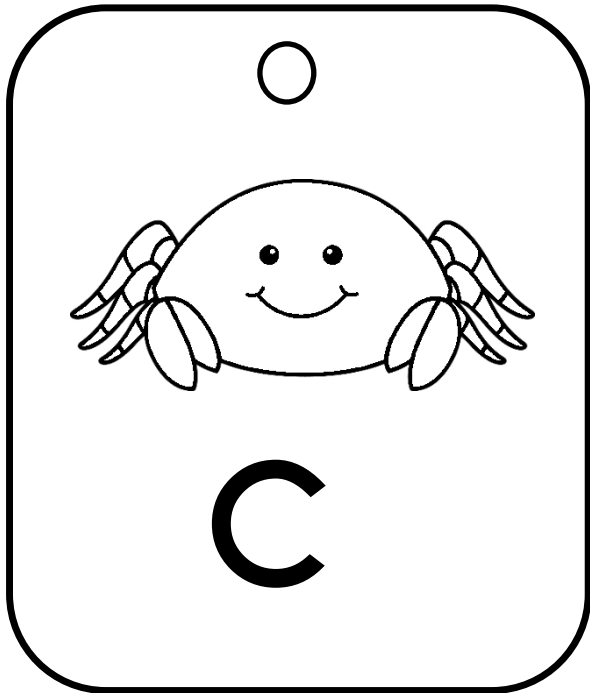

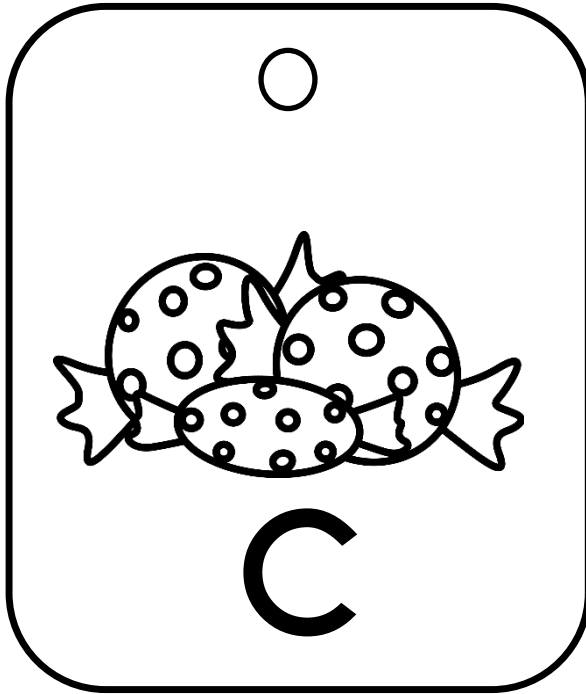



Name: _____



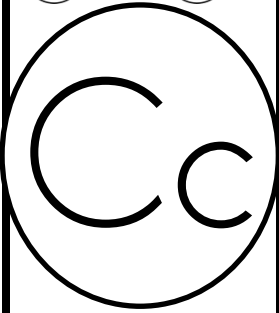




Letter C Necklace – cut out the cats, punch one or two holes at the top of each, and string on yarn



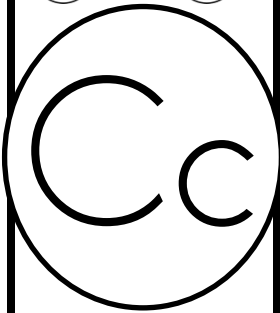







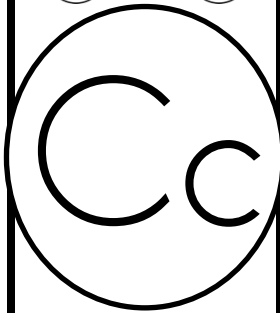


Tape or glue




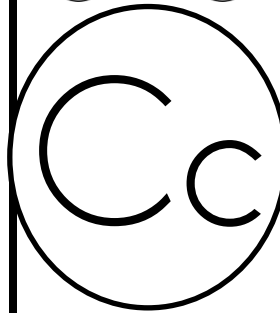


Tape or glue




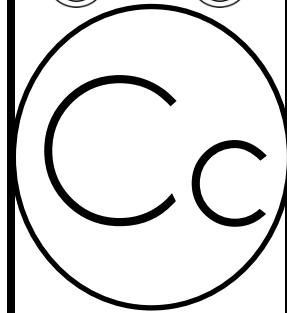


Tape or glue




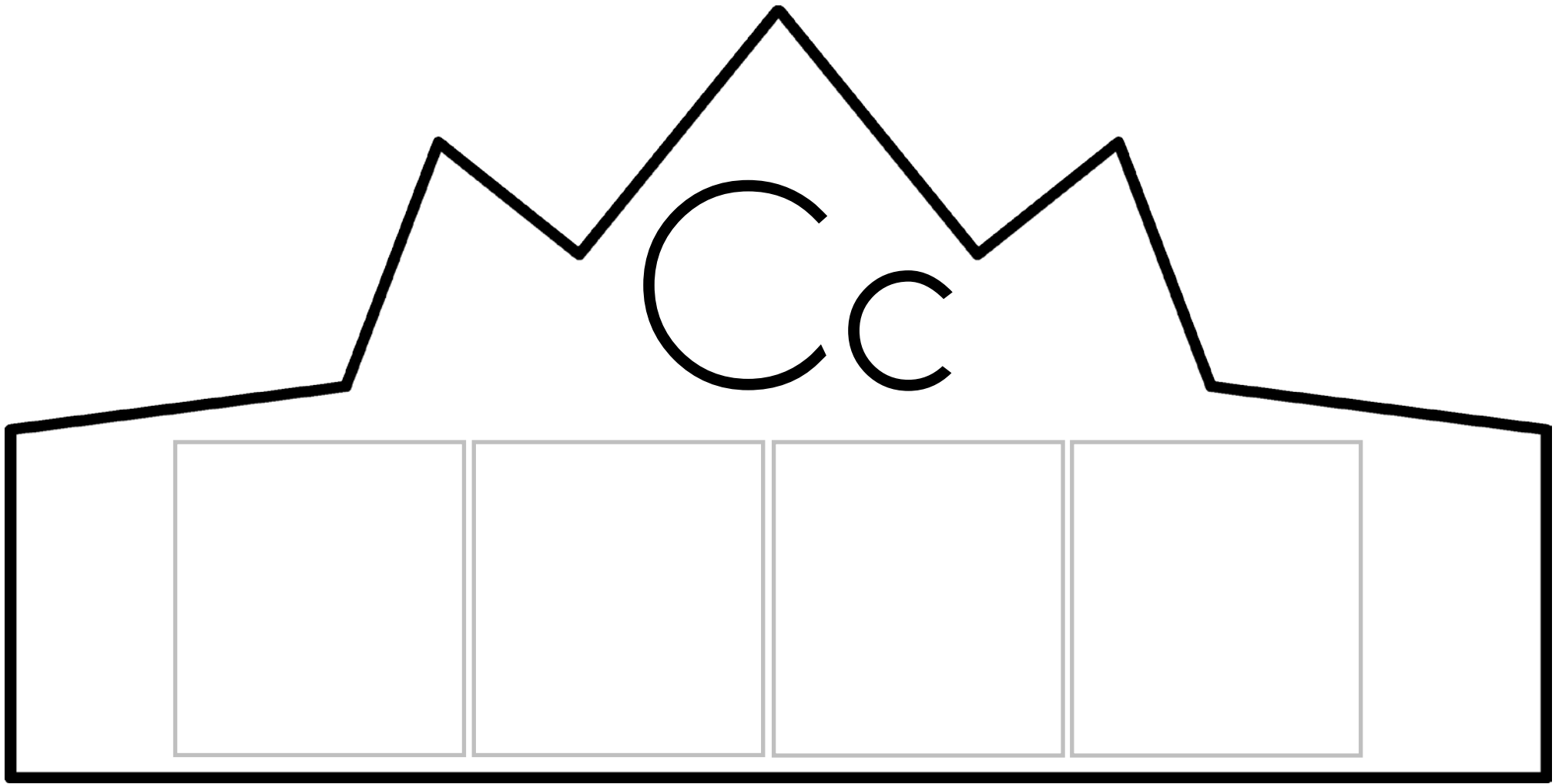
Tape or glue



Tape or glue




Letter C Bracelet Bands




Letter C Crown: Cut out the crown. Cut and paste the pictures onto the crown. Staple a sentence strip or construction paper strip onto the crown to make a head band.

Cut out the CUP CAKE cards. Sort the CUP CAKES with a C into the jar.






Cut out the CUP CAKE cards. Sort the CUP CAKES with a C into the jar.



C for Crabs



Play Dough Mat – Make some crabs to put on the beach.

C for Candles and Cake


C


C





Play Dough Mat – Make some candles to put on the cake.



LACING CARD – Print on cardstock, and cut out. Punch holes around the edge. Children lace with yarn or a shoelace.








STICK PUPPETS – print on cardstock, cut out, tape on a craft stick for a handle









Thank you for downloading this KidSparkz product. If you have any questions or comments about it, please [email](#).

Terms of Use

You are welcome to...

- download this file by visiting <http://www.teacherspayteachers.com/Store/Kidsparkz>
- save this file on your computer.
- print as many copies as you'd like to use in your classroom or home.
- share the link to the store page where this activity file can be found.
- post online about this activity file, giving proper credit to KidSparkz.

You may not...

- link directly to this activity file. Instead, link to the KidSparkz web page where this activity file is located.
- claim this file as your own.
- alter this electronic file.
- sell or in any way profit from this electronic file.
- print this file and then sell that printed copy to others.
- store or distribute this file on any other website or another location where others are able to electronically retrieve it (for example: Dropbox, 4Shared, Facebook groups and forums, etc.).
- e-mail this file to anyone or transmit it in any other fashion

This file is for personal or classroom use only. By using it, you agree that you will not copy or reproduce this file except for your own personal, non-commercial use.

© KidSparkz

[KidSparkz TeachersPayTeachers store](#)

[KidSparkz on Pinterest](#)

[Email](#)

Graphic artists used in KidSparkz activity files:

