


ALPHABET

Letters for Little Learners

62 No Prep Phonics Printables

Recognition - sounds - tracing - stamping
- flashcards - puzzles - cut/paste -
wearables - more ...



Letters for little learners – LETTER B - recognition, sound, tracing and craftivities

(Click on title)

Recognition

Color poster

Coloring pages

Follow letter maze (upper and lower case)

Sorting upper and lower case letters, using various fonts (cut and paste)

Sort 3 sizes of letters

Stamp the letters that look like the featured letter

Circle or X the letters that match the left column

I can draw a line to connect the Bs with the b's

I can stamp or color all the letters that look like this –B b

I can stamp or color the B's red and the b's blue

I can cut and paste the B's and the b's

Sounds

Letter character – meet Betty Bird

Letter chant

Cut and paste initial sound pictures onto large letter

Word wall

Flash cards – 4 to a page

Math mats

Foldable little book for letter

Emergent reader for letter

Cut and paste squares

Tracing stamping and writing

Circle stampers on letter shapes

Tracing letters and pictures

I can rainbow trace the B and the b

Craftivities and kinesthetic learning

Letter necklace

Letter bracelets

Letter crown

Sort the letter B cookies into the jar

Play dough mats

Lacing large letter

Letter puzzle

Stick puppets


Graphics by [Whimsy Clips](#) and [Ashley Hughes](#) and [Creative Clips](#) and [Dancing Crayon Designs](#) and [Ink n Little Things](#) and [Little Red](#) and [Classroom Doodle Diva](#)

Bb




beaver


Bb




beaver




This is B.

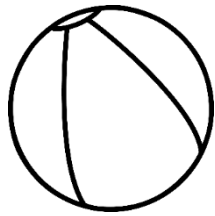


This is b.





B	B	B	G	M	S	R
A	O	B	A	S	B	D
T	D	B	B	B	S	M
R	T	D	S	B	B	G
X	V	M	Z	A	B	B
W	D	B	S	M	C	B
D	M	S	E	P	A	B





b	n	t	e	m	s	y
b	b	b	q	x	h	d
n	a	b	v	e	k	z
n	g	b	b	k	s	m
x	o	m	b	b	b	p
c	d	f	u	m	b	b
w	n	o	h	x	t	b





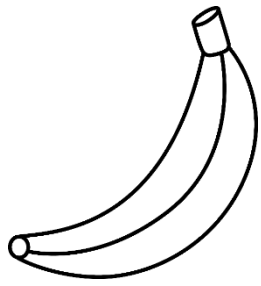
Bb



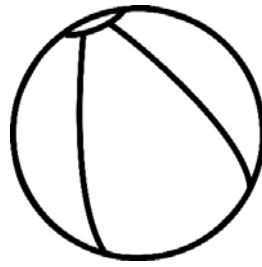
B

b

B	b	b	B	B
b	B	B	b	b



Bb



B

b

B

b

B

b

B

b

B

b

B

b

big

medium

small

B

B

B

B

B

B

B

B

B

B

B

B

B

B

B

B

B

b

b

b

b

b

b

b

b

b

b

b

b

b

b

b

b

b

I can cut and paste the B and the b

B

b

B	b	T	b
E	y	B	d
m	b	B	V
b	B	b	B
B	C	b	b

Stamp or color all the letters that look like this:

B

B

H

B

B

R

M

B

S

D

B

B

K

B

B


C

B

E

B

N



A

W

B

Stamp or color all the letters that look like this:

b

h

b

n

b

b

c

b

b

n

b

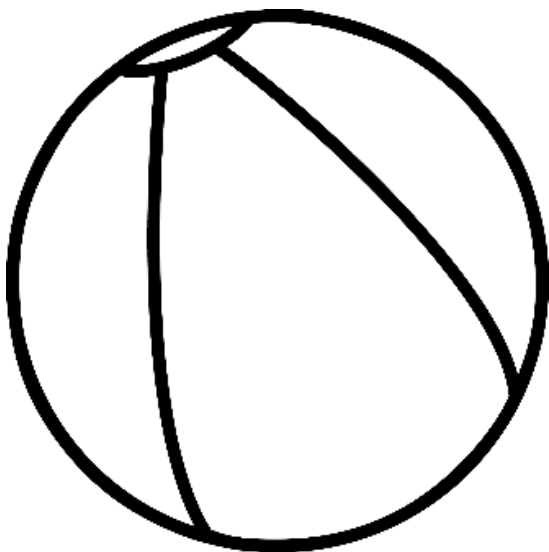
e

b

r

t

b



b


w

z

b

k

I can stamp or color all the letters that look like this: B b



B	B	Z	B	b	b
A	e	B	n	B	a
B	B	b	B	E	b
B	B	b	M	b	B
L	r	B	b	B	N
b	B	d	B	w	b

Circle or X the letters that match the left column.

B

B c D o B c b M

B

B B s A P k m B

B

G B K B p t h x B

b

b P E b K M V b

b



T b M b b M w b

b

A b b P b S F b x

I can stamp or color the B red.

I can stamp or color the b blue.



I can draw a line to connect the **B** with **b**

B

b

B

n

C

b

B

b

B

e

D

b

B

b

I can draw a line to connect the **b** with **B**

b

B

c

n

b

B

b

B

b


e

b

B

e

B



Betty Bird loves the letter B.
She also loves bright butterflies
and big, beautiful bananas.



Betty, Betty, Bird Bird
Bird,

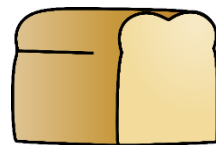

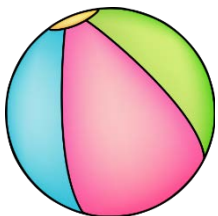


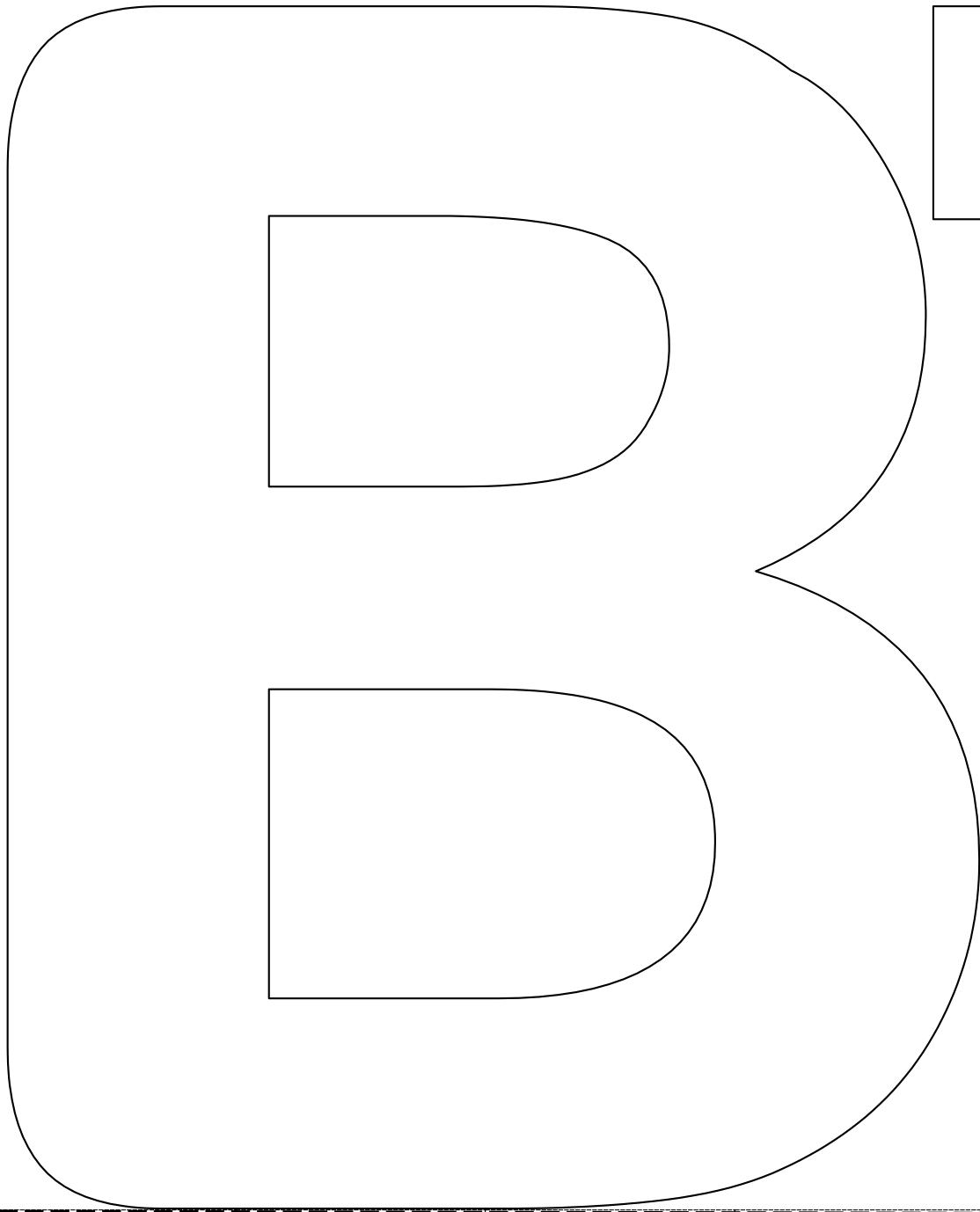
Let out a SQUAWK!

And, boy, was she heard!

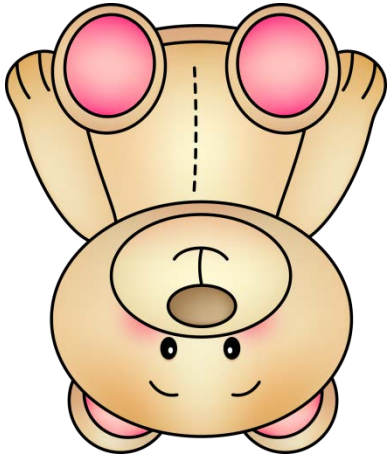
B B Betty

B B Bird!


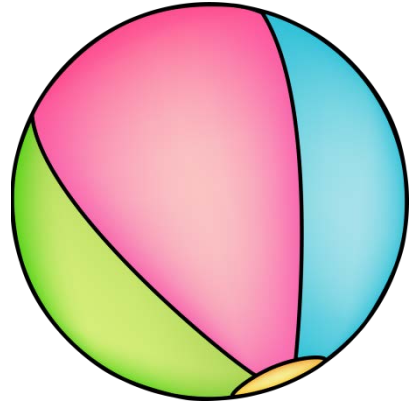
That's
REALLY loud.



Bb is for
bear.



Bb is for
ball.



Bb is for
boat.

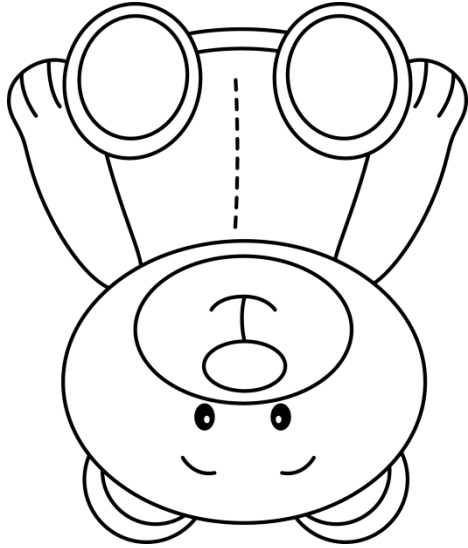
My Little Book
About

Bb

Name: _____


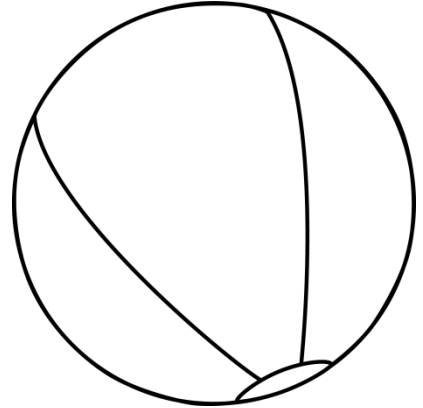
bear.

Bb is for



ball.

Bb is for



Bb is for boat.

My Little Book
About

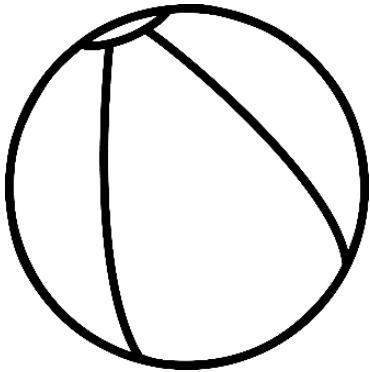
Bb

Name: _____


Name: _____

Bb


Cut and paste squares



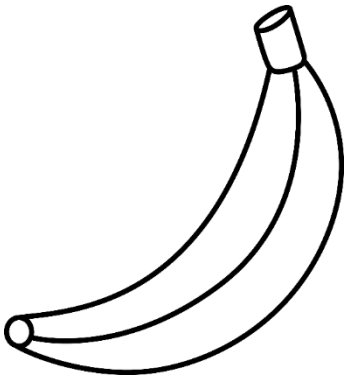
ball



bear

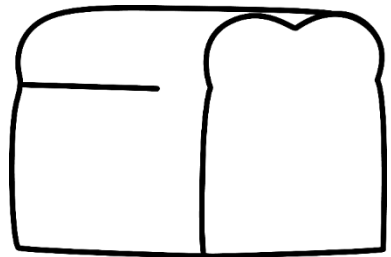


boat




banana


Bb




bread



bat



bee



butterfly


B

B

b

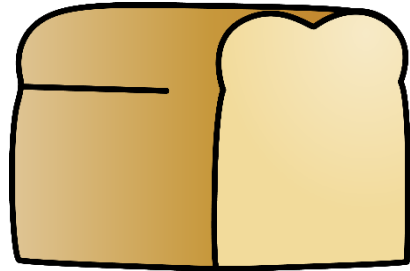
b

Bb




banana

Bb



bread

Bb



balloon

Bb



butterfly

Bb




bat

Bb



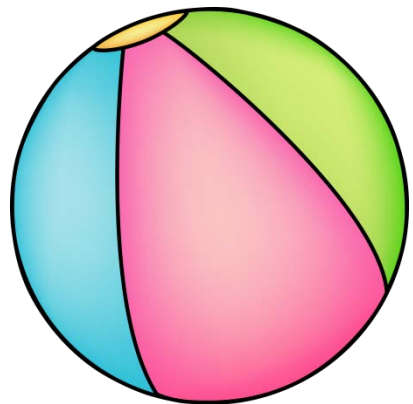
bee

Bb




boat

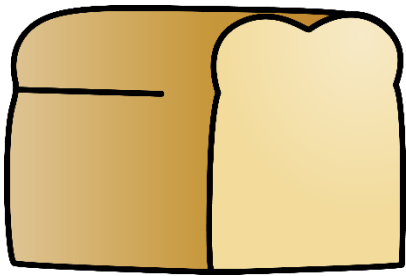
Bb




ball



banana



bread



bear




butterfly



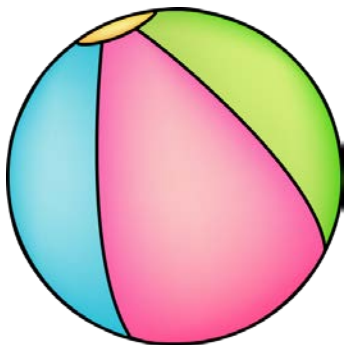
bat



bee



boat



ball

My Book About

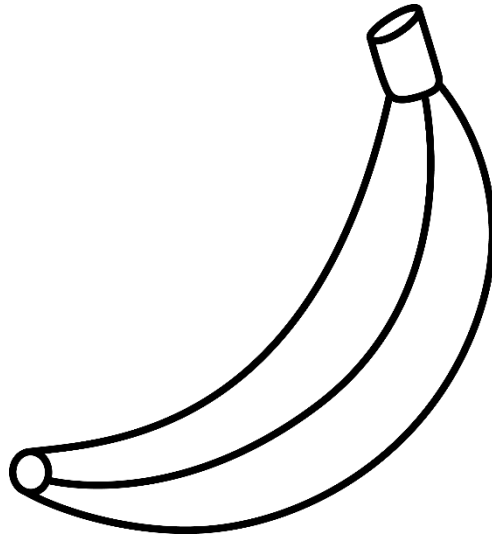
Bb

Name: _____

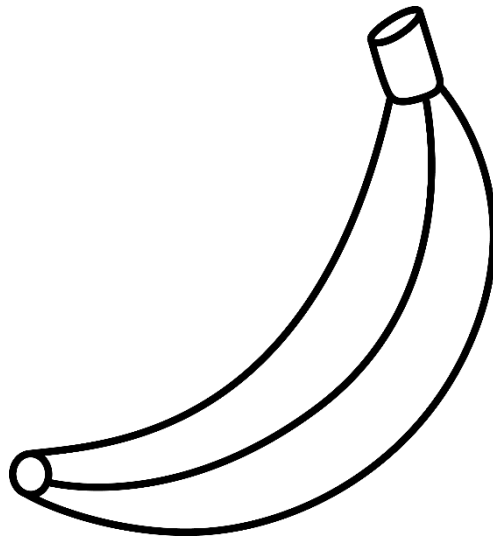
My Book About

Bb

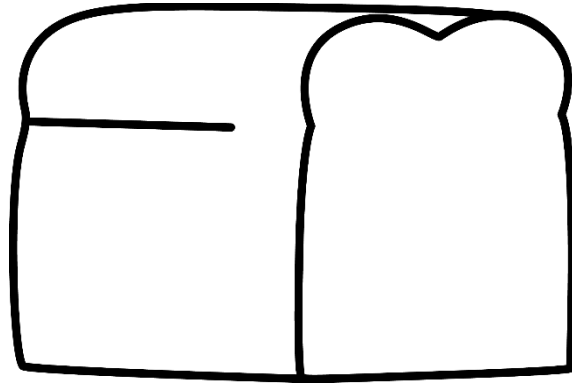
Name: _____



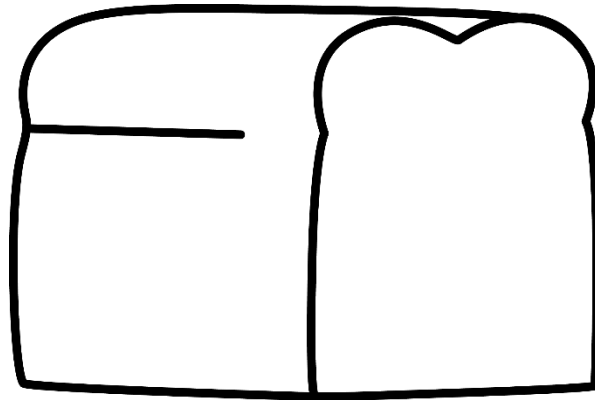
I see a banana.




I see a banana.




I see bread.




I see bread.




I see a boat.




I see a boat.




I see a butterfly.




I see a butterfly.




I see a bat.




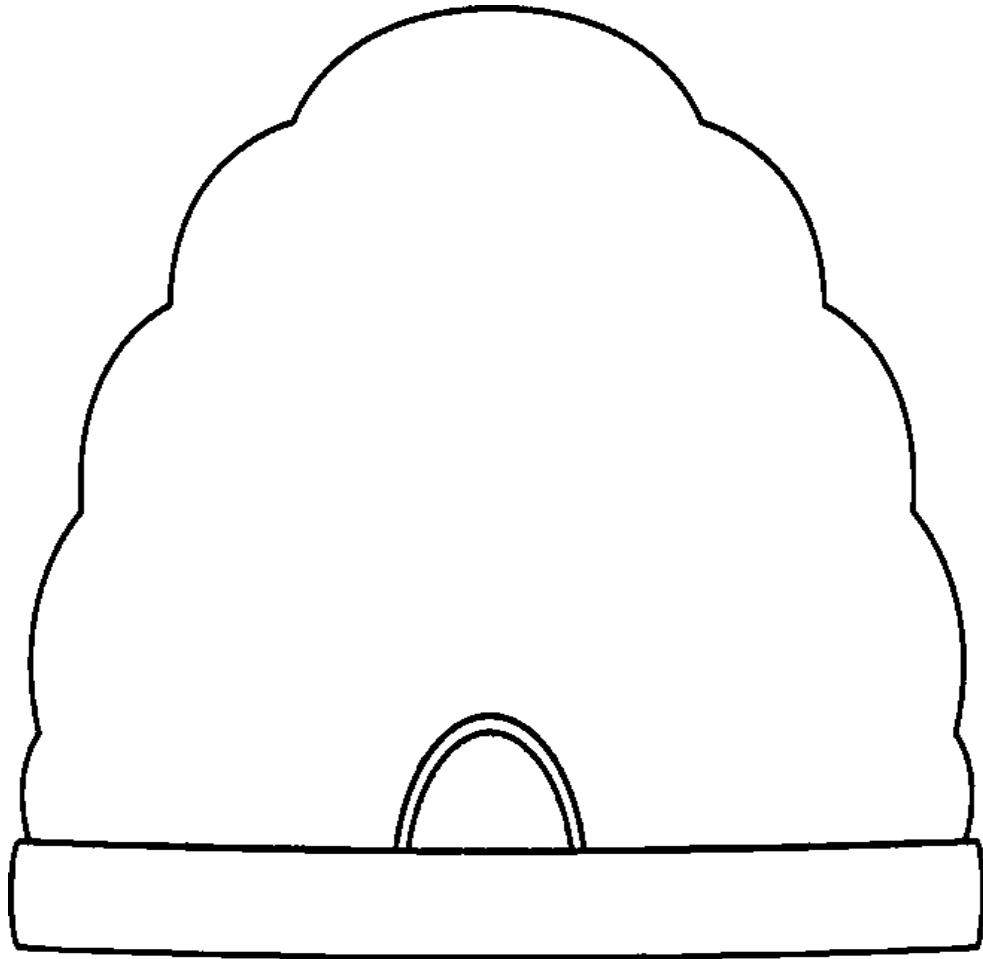
I see a bat.

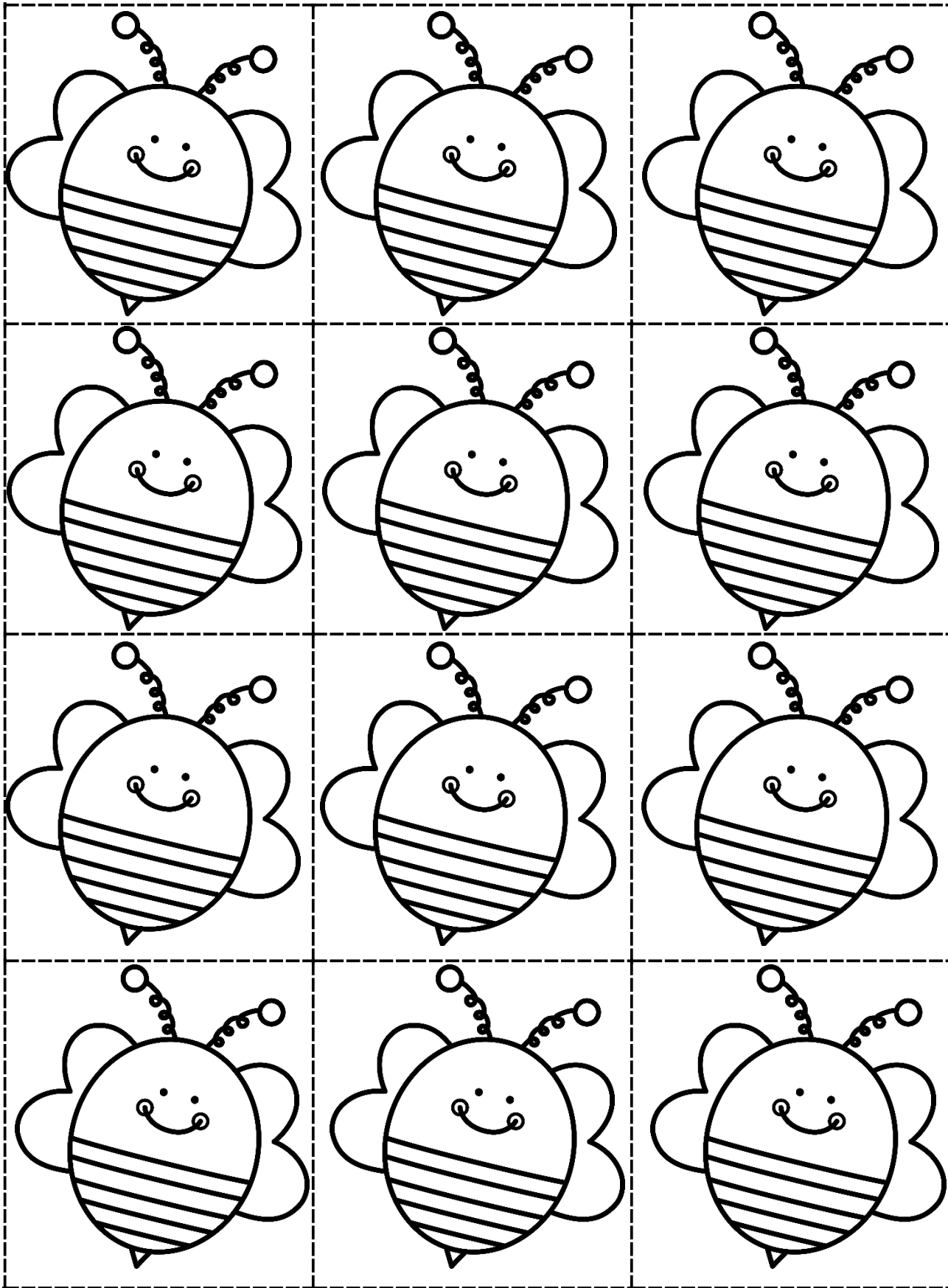


I see a bee.






I see a bee.





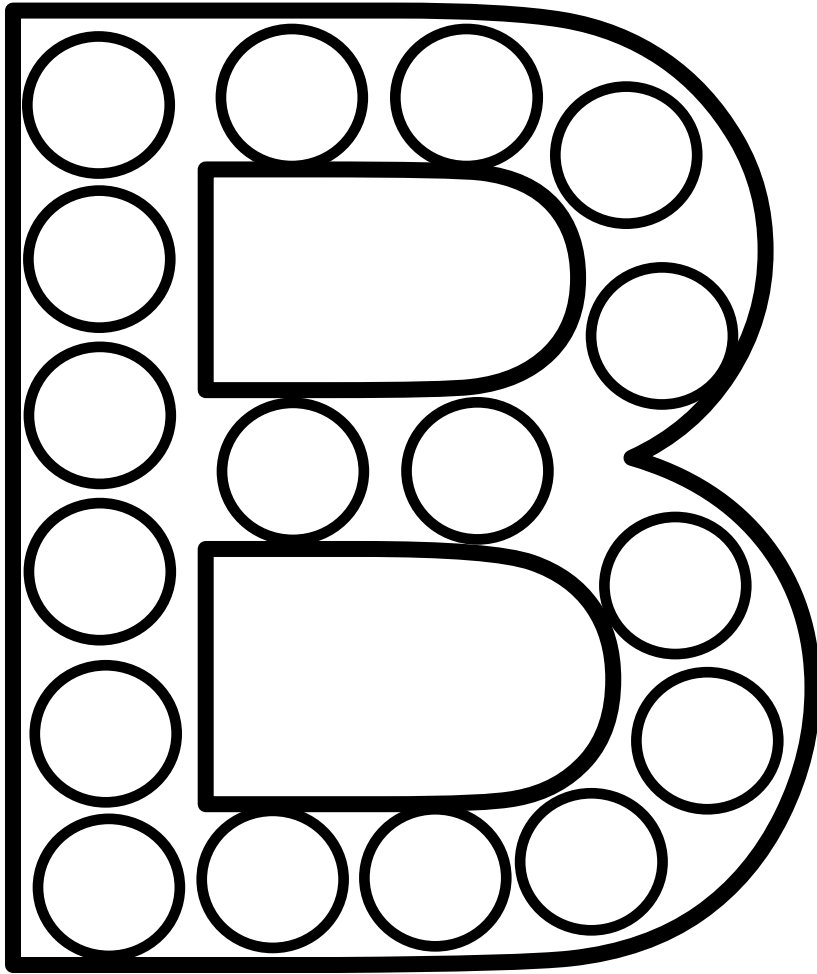
Math Mats - Print as many mats as you need, write a number in the square in the right corner. Cut out the bees and count them onto the mats according to the number.






Math Mats – Print as many mats as you need, write a number in the square in the right corner. Cut out the bees and count them onto the mats according to the number.

Letter B stamping – use a bingo dauber, stickers or finger prints on the circles.



B



b

I can rainbow trace B and b.

B

B

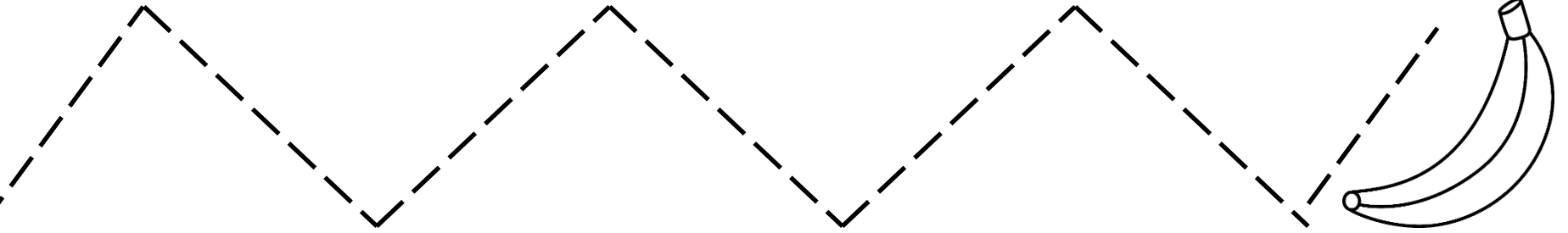
B

b

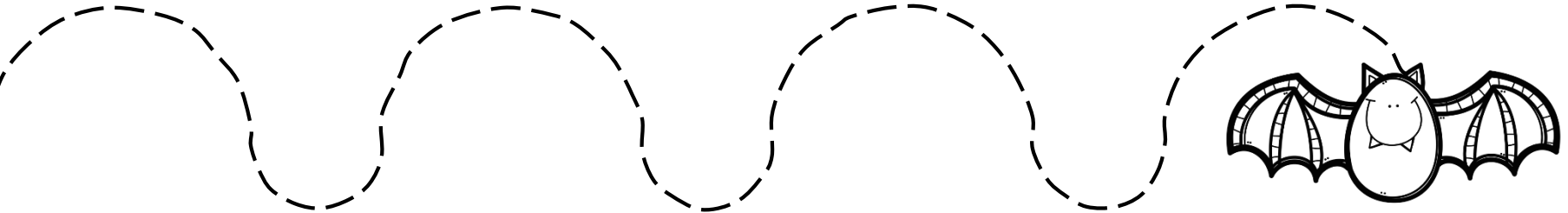
b

b

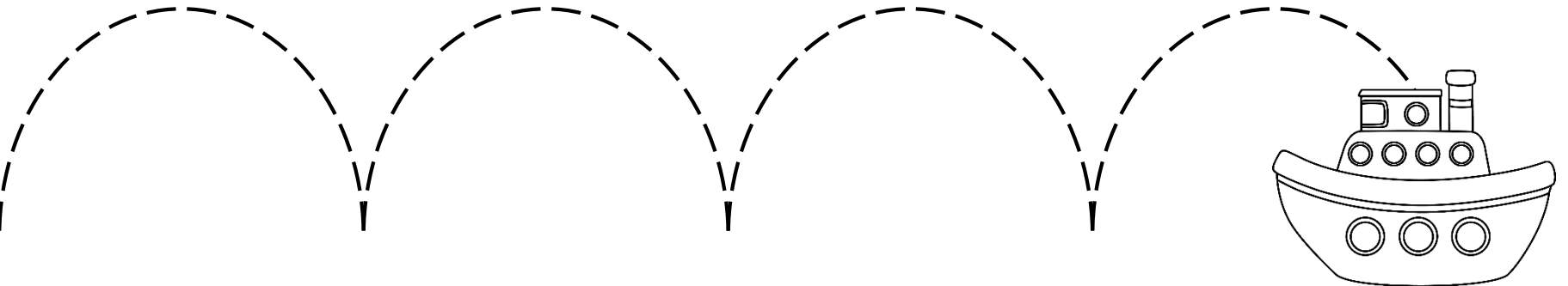
B



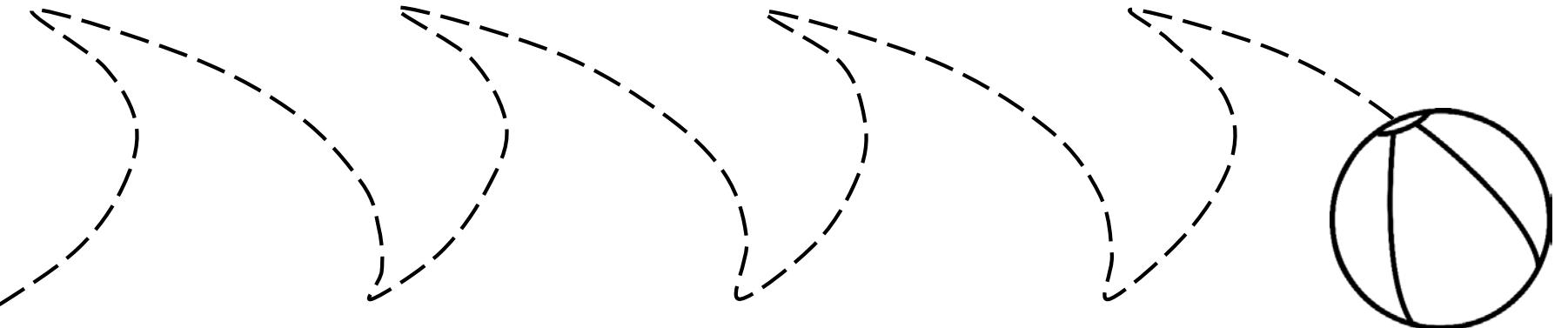
B



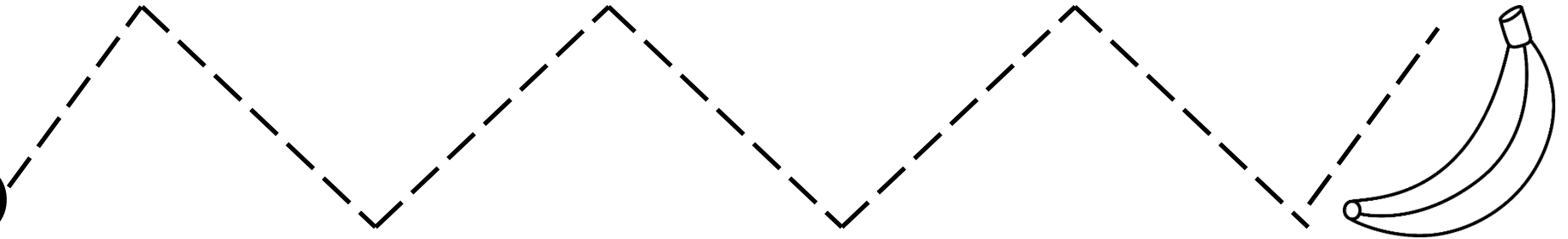
B



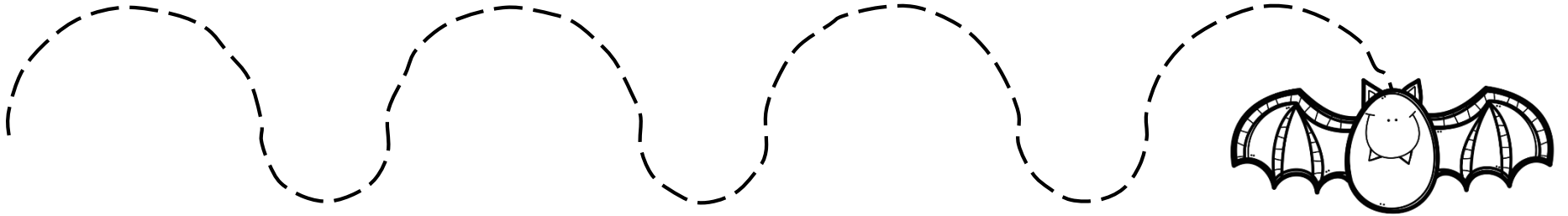
B



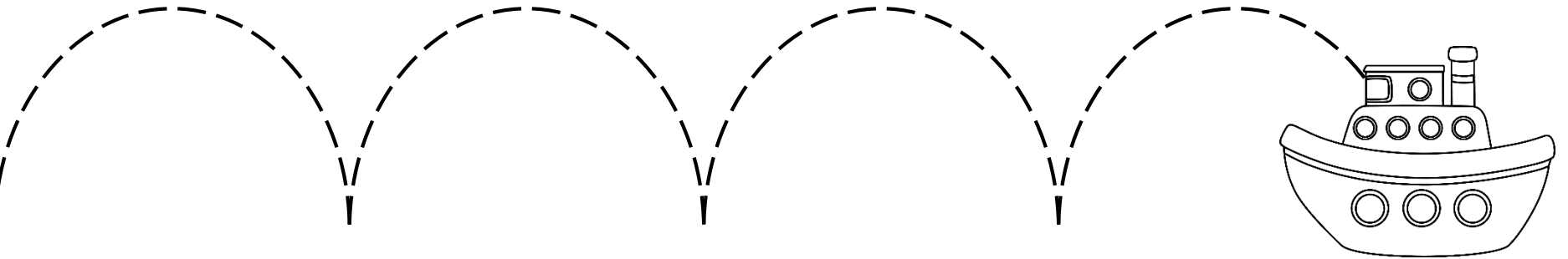
b



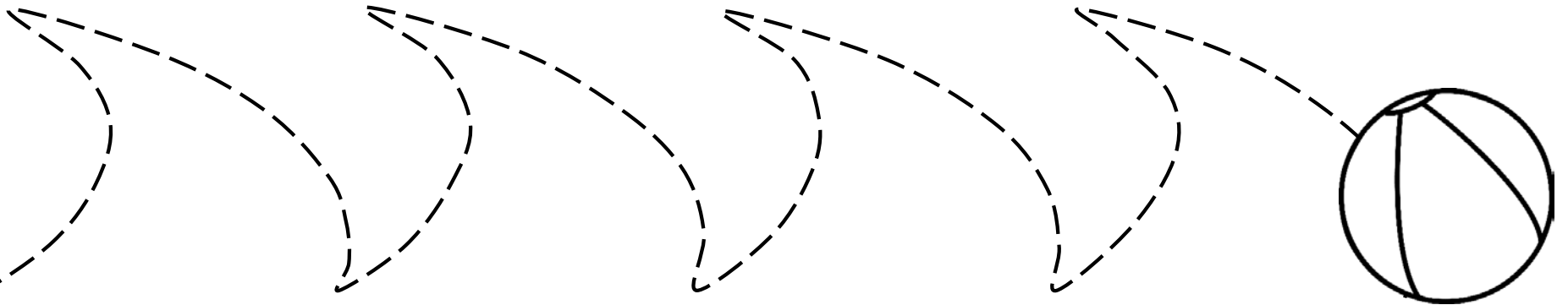
b



b

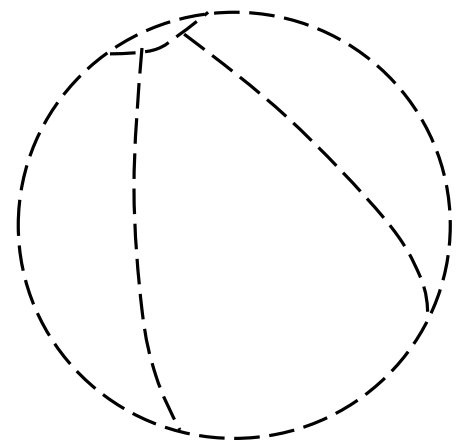
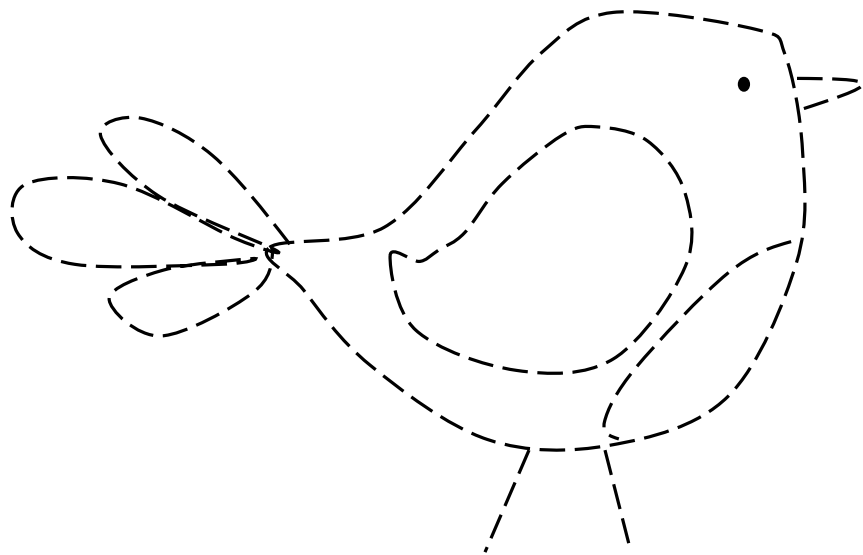


b




Bb

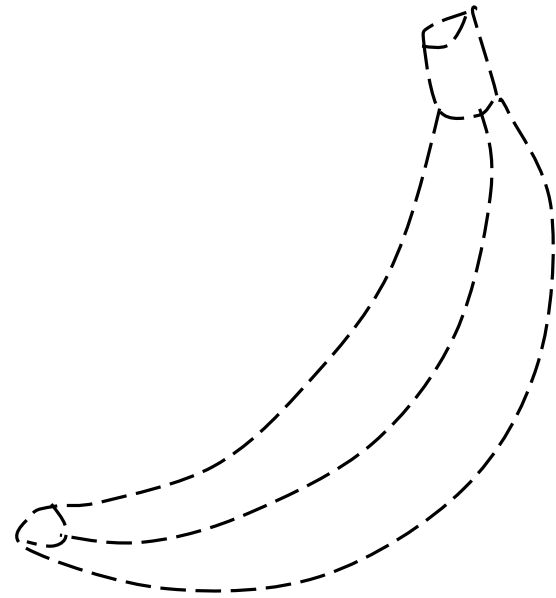
Bb



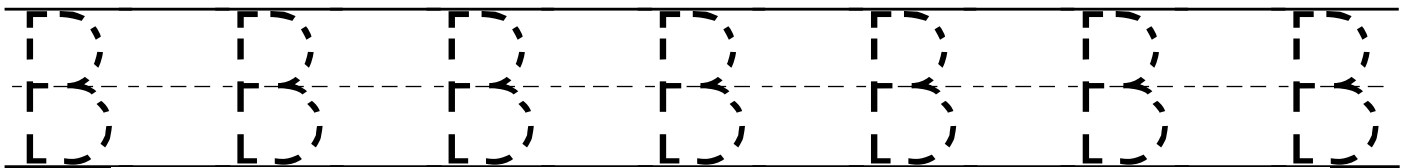

Bb









Bb









Name: _____







Letter B Necklace – cut out the bears, punch one or two holes at the top of each, and string on yarn













Tape or glue







Tape or glue







Tape or glue



Tape or glue




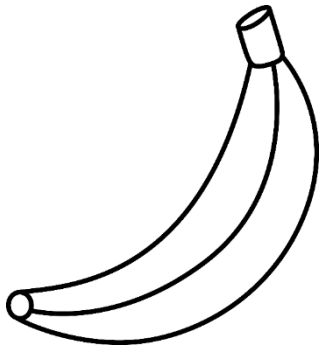


Tape or glue





Letter B Bracelet Bands


Bb




Letter B Crown: Cut out the crown. Cut and paste the pictures onto the crown. Staple a sentence strip or construction paper strip onto the crown to make a head band.

Cut out the cookie cards. Sort the cookies with a B into the jar.

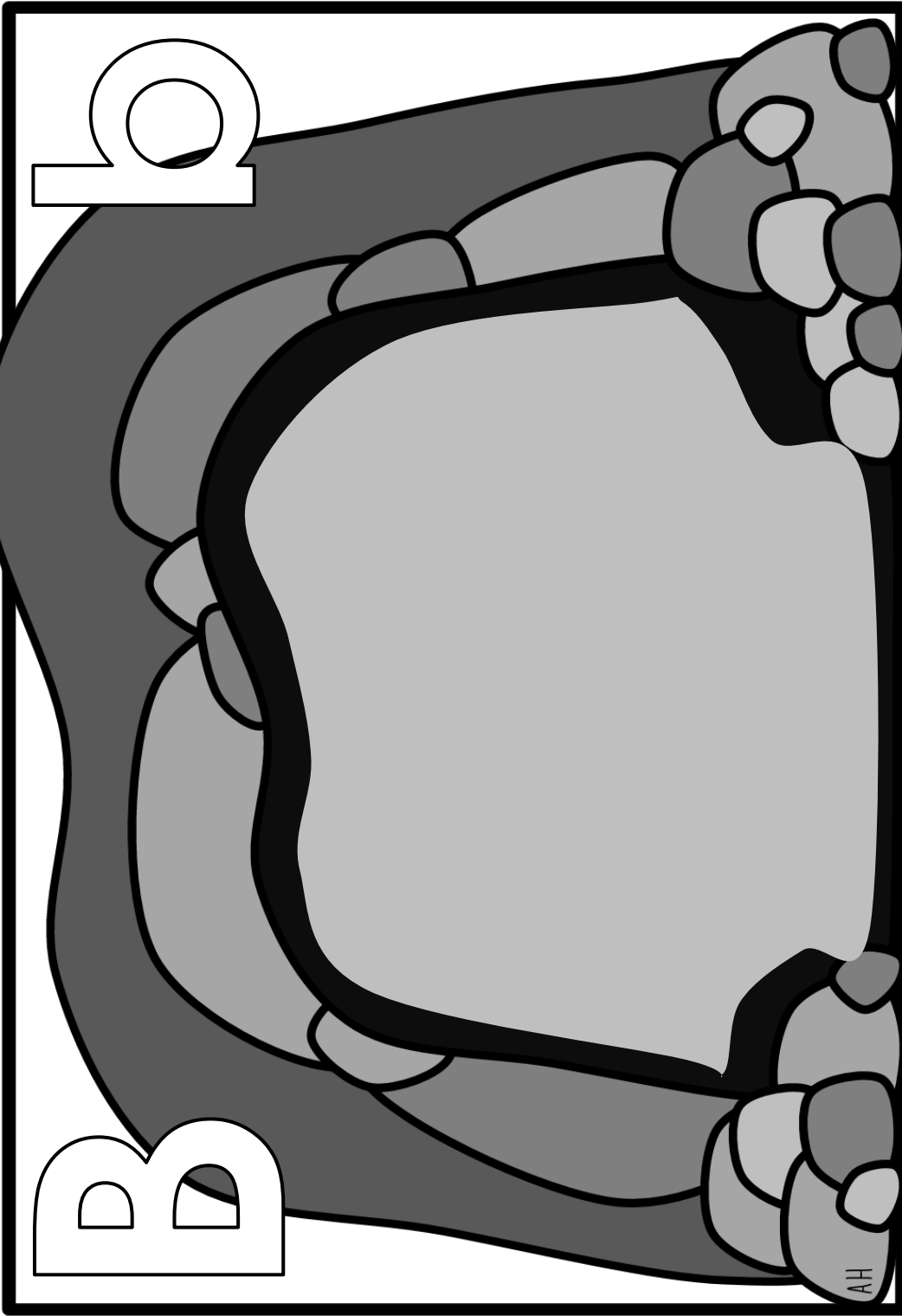




Cut out the cookie cards. Sort the cookies with a "b" into the jar.



B for Bats




Play Dough Mat - Make some bats hanging from the roof of the cave, and flying.

B for Bees and Butterflies

B

b



Play Dough Mat - Make some butterflies and bees around the flowers.

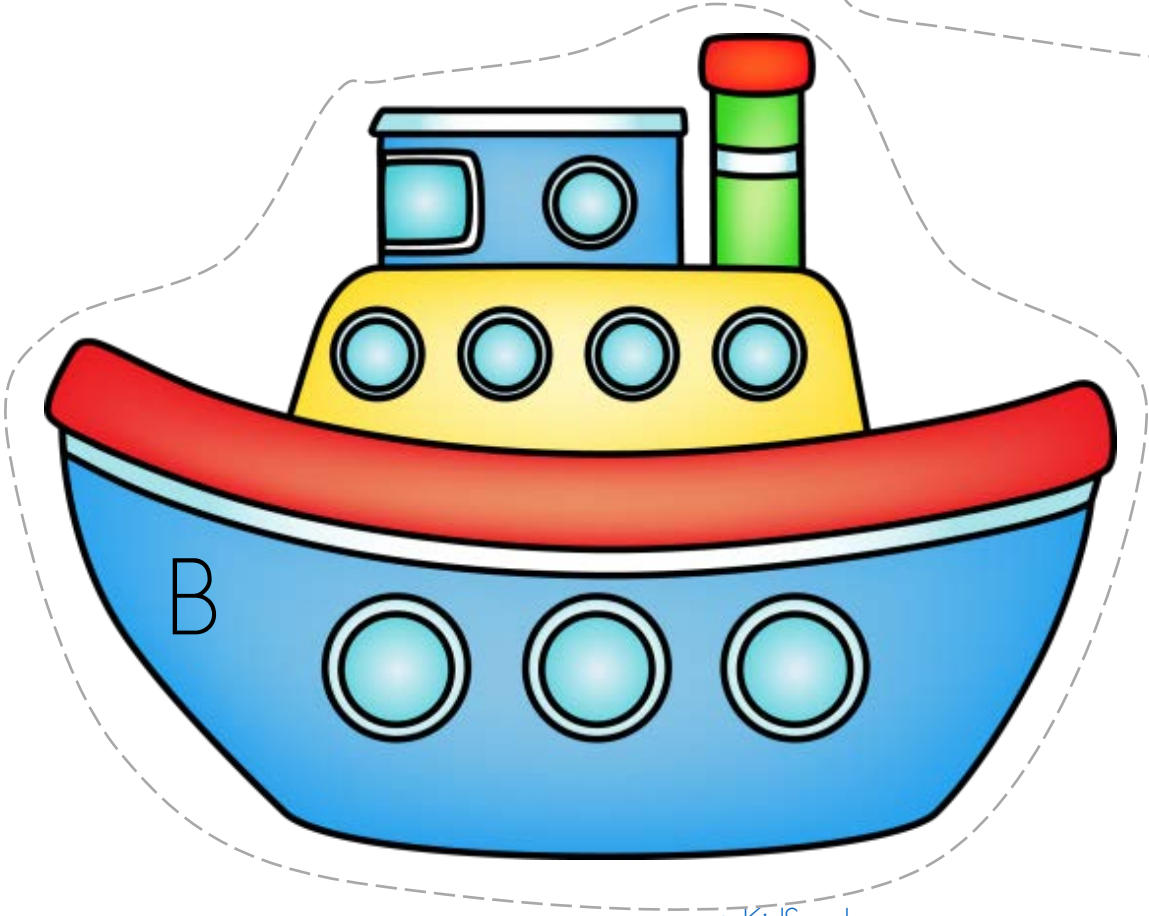

LACING CARD - Print on cardstock, and cut out. Punch holes around the edge. Children lace with yarn or a shoelace.







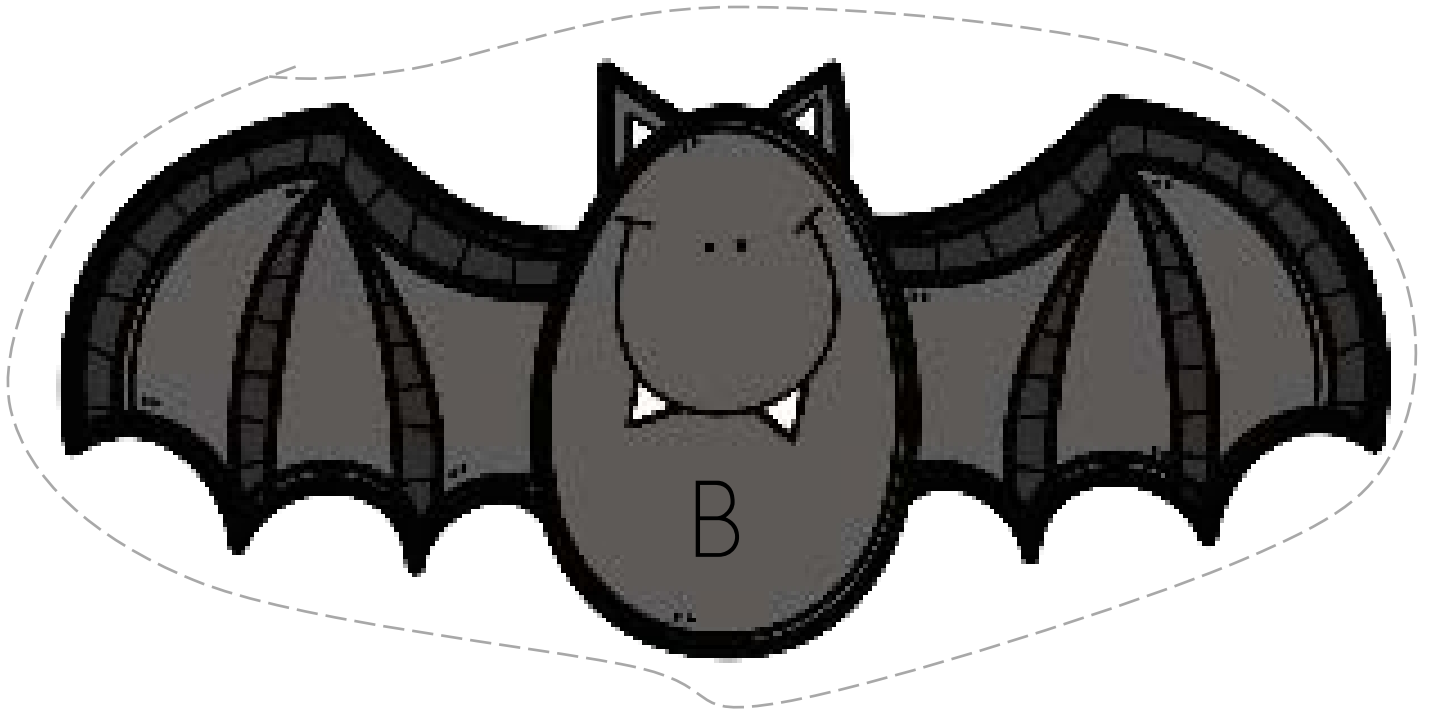
LETTER PUZZLE - print 2 copies on cardstock. Cut up one copy and match to the other.



STICK PUPPETS – print on cardstock, cut out, tape on a craft stick for a handle









Thank you for downloading this KidSparkz product. If you have any questions or comments about it, please [email](#).

Terms of Use

You are welcome to...

- download this file by visiting <http://www.teacherspayteachers.com/Store/Kidsparkz>
- save this file on your computer.
- print as many copies as you'd like to use in your classroom or home.
- share the link to the store page where this activity file can be found.
- post online about this activity file, giving proper credit to KidSparkz.

You may not...

- link directly to this activity file. Instead, link to the KidSparkz web page where this activity file is located.
- claim this file as your own.
- alter this electronic file.
- sell or in any way profit from this electronic file.
- print this file and then sell that printed copy to others.
- store or distribute this file on any other website or another location where others are able to electronically retrieve it (for example: Dropbox, 4Shared, Facebook groups and forums, etc.).
- e-mail this file to anyone or transmit it in any other fashion

This file is for personal or classroom use only. By using it, you agree that you will not copy or reproduce this file except for your own personal, non-commercial use.

© KidSparkz

[KidSparkz TeachersPayTeachers store](#)

[KidSparkz on Pinterest](#)

[Email](#)

Graphic artists used in KidSparkz activity files:

