
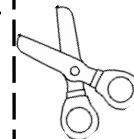
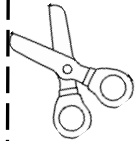




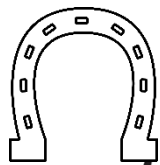

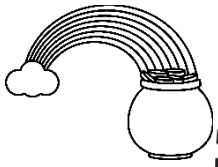
Fine Motor Skills




LEPRECHAUNS!

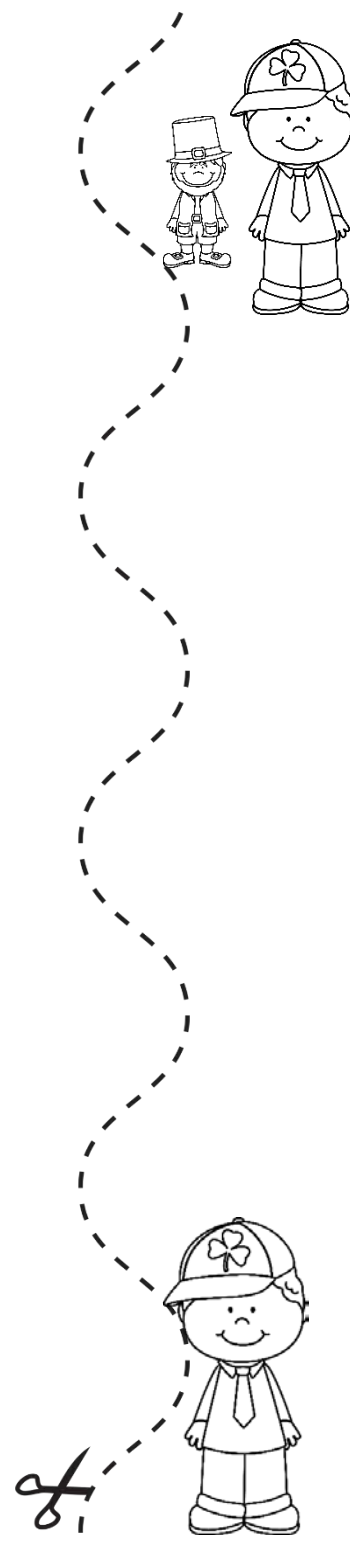
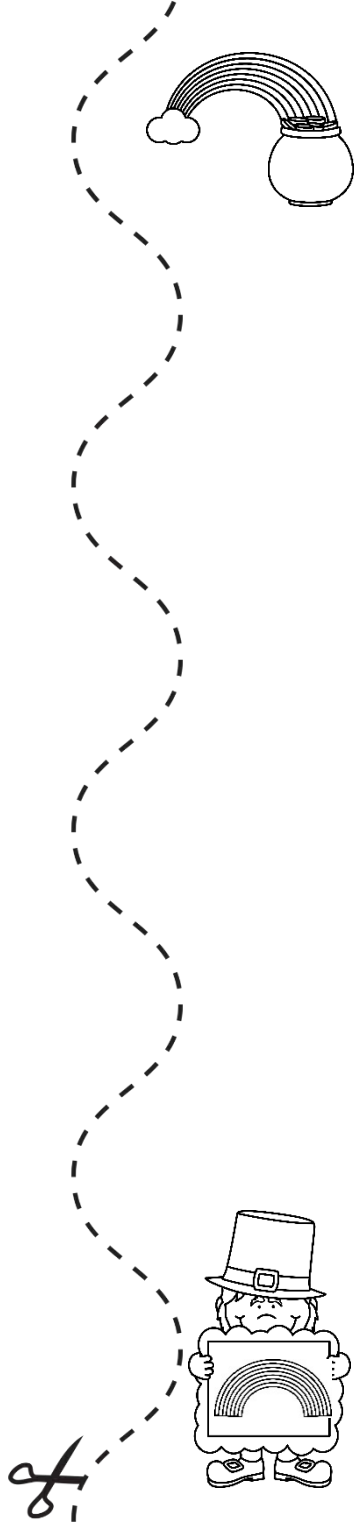
Cutting on Lines


















Here is a set of printables to use to develop and practice early cutting (or tracing) skills. Lines are straight, curved, and zigzag. The theme is St. Patrick's Day and the pictures can motivate a discussion. Cut each page in half, to make 2 worksheets. Children cut (or trace) on the lines, from the bottom to the top.

I add FREE items often. Follow on TpT and Pinterest to get them as soon as they are listed.

TeacherpayTeachers store Pinterest

If this activity download meets your expectations, I would be delighted if you would leave feedback.

Graphics by [Whimsy Clips and RebeccaB. Designs](#). Lines by [Hidesy](#)

Activity designed by ©KidSparkz

More [St. Patrick's Day activities](#) for early learners ...