

Pre-K Theme for a Day

# Pets 3

## Cats



Pre-k Theme for a Day is a series of mini teaching topics that are focused towards preschool and Pre-K learners. Although the activities are written to cover one full day of activities and related games, centers and other printables, there are enough ideas to extend the theme longer if needed.

The learning areas included are:

- A Spark! Activity ignite interest in the topic
- Large group learning time
- Discovery centers
- Creative art idea
- Music and movement
- A story suggestion
- Small group game, and a
- Record and remember activity

All the printables needed are included - click on the activity description to go to the related printables.

Graphics by Whimsy Clips, [RebeccaB Designs](#), Krista Wallden and clipart.com

Activity pack designed by © KidSparkz

Pets 3 - Cats

Spark! Activity

Pretend to lick your paws (hands), then rub them behind your ears, or drink water out of a bowl with your tongue. Children can guess what you are doing, and what you are. The children can copy you, and think of some more typical cat movements.

Learning Group Time

Let's talk! What is the difference between, and what is the same about, this cat and the lion? (Click for printable). Introduce categorizing house cats/wild cats center. (Click for printable)

Discovery Centers

- Cats - connect the dots. (Click for printable)
- Center - Categorizing photos of cats into domesticated cats and wild animals. Which ones could we keep as pets? How are they similar, and different? (Click for printable)
- Cats clip cards center. Print on card, cut out. Children clip correct set number with a clothes pin. (Printable)
- Small group - one to one correspondence and number stories with cats and balls of yarn. (Click for printable)
- Striped play dough. Make 2 colors of play dough, layer them, and cut strips
- Cat masks, stick puppets or heads for paper bag puppets. Color and b/w. (Click for printable)
- Cats emergent reader - what do we need to do for our pet cat? (Click for printable)
- Upper case alphabet letters - use to make recognition and matching games, bulletin board etc. (Click for printable)
- Cat photo 6-piece puzzle. Print 2 copies, cut up one and match to the other. (Click for printable)
- Story starter coloring page: "Cats need to visit the vet because..." (Click for printable)
- Printable - Cats like to play with small toys. Draw some toys for these cats. (Click for printable)
- Connect cats and food bowls by tracing the lines. (Click for printable)
- Center - cats order by size. (Click for printable)

Creative Art

- Design a cat toy with yarn and pipe cleaners, plus crumpled paper and tape. Pull it around and have the other children/kitties chase it.
- Make a kitty headband - tape 2 pointed ears onto paper strip. Children decorate with art materials.

Music and Movement

Tune: Sing a Song of Sixpence

I have a little kitten,  
She's black and white and gray.  
When I try to cuddle her,  
She always wants to play,  
So I drag a piece of yarn  
Across the kitchen floor.  
She thinks it is a little mouse  
To chase right out the door.

Chant: I have something that is furry and soft -  
What do you think it might be?  
It has whiskers and ears and a long, long tail,  
And it can climb right up a tree.  
It's a cat! It's a cat! C-A-T!  
It's a cat! It's a cat! C-A-T! (Printable)

Story Suggestion

[Pete the Cat](#) Books by James Dean

[The Little Kitten](#) by Judy Dunn

[If You Give a Cat a Cupcake](#) by Numeroff and Bond

Small Group Game


Mother/Father cat, can you find your kittens by the sounds they are making? Children hide around the room making animal sounds.

Record and Remember

"This is a little kitten. THIS IS A BIG CAT". (Click for printable)



Cat nap





This is a veterinarian. Cats need to visit a vet  
sometimes because \_\_\_\_\_

\_\_\_\_\_

\_\_\_\_\_

Cat masks, stick puppets or heads for paper bag puppets - print on cardstock and cut out - tape on a large craft stick for a handle.





Vary this chant in lots of ways. Use a picture, or a real cat. Leader says first part, with picture behind back, bring it out for the chorus. Instead of spelling with letters, you can "stomp, stomp", or "clap, clap"

## The Cat Chant


I have something that is furry and soft -  
What do you think it might be?  
It has whiskers and ears and a long, long  
tail,  
And it can climb right up a tree.

It's a cat! It's a cat! C-A-T!  
It's a cat! It's a cat! C-A-T!


Here is a picture of it:



# My Cat




Name: \_\_\_\_\_




This is my cat.




My cat eats food.



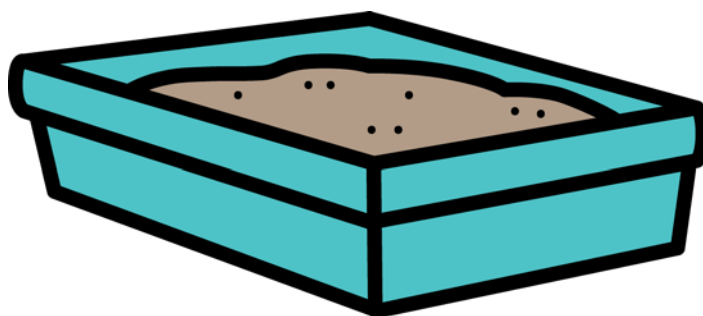
My cat drinks water.




My cat sleeps on a pillow.



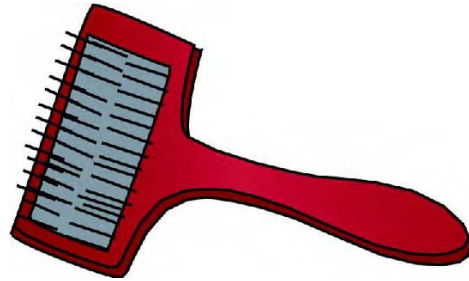
My cat travels in a pet carrier




My cat uses a litter box.



My cat plays with a ball of yarn



I brush my cat's fur.




I love my cat.





LET'S TALK! What is different, and what is the same about these 2 animals?



These cats would be good pets. 😊



These cats would NOT be good pets. 

Categorizing center - sort house pets and wild animals.











snow leopard



jaguar



cheetah



tiger





lion - female



lion - male



lynx



black leopard

Cats clip cards center. Print on card, cut out. Children clip correct set number with a clothes pin.



3

2


1



0

2

1



1

3

2







2

4

3





4

5

2




6

5

3






0

7


5



4

8


2



9

3

5




6

10

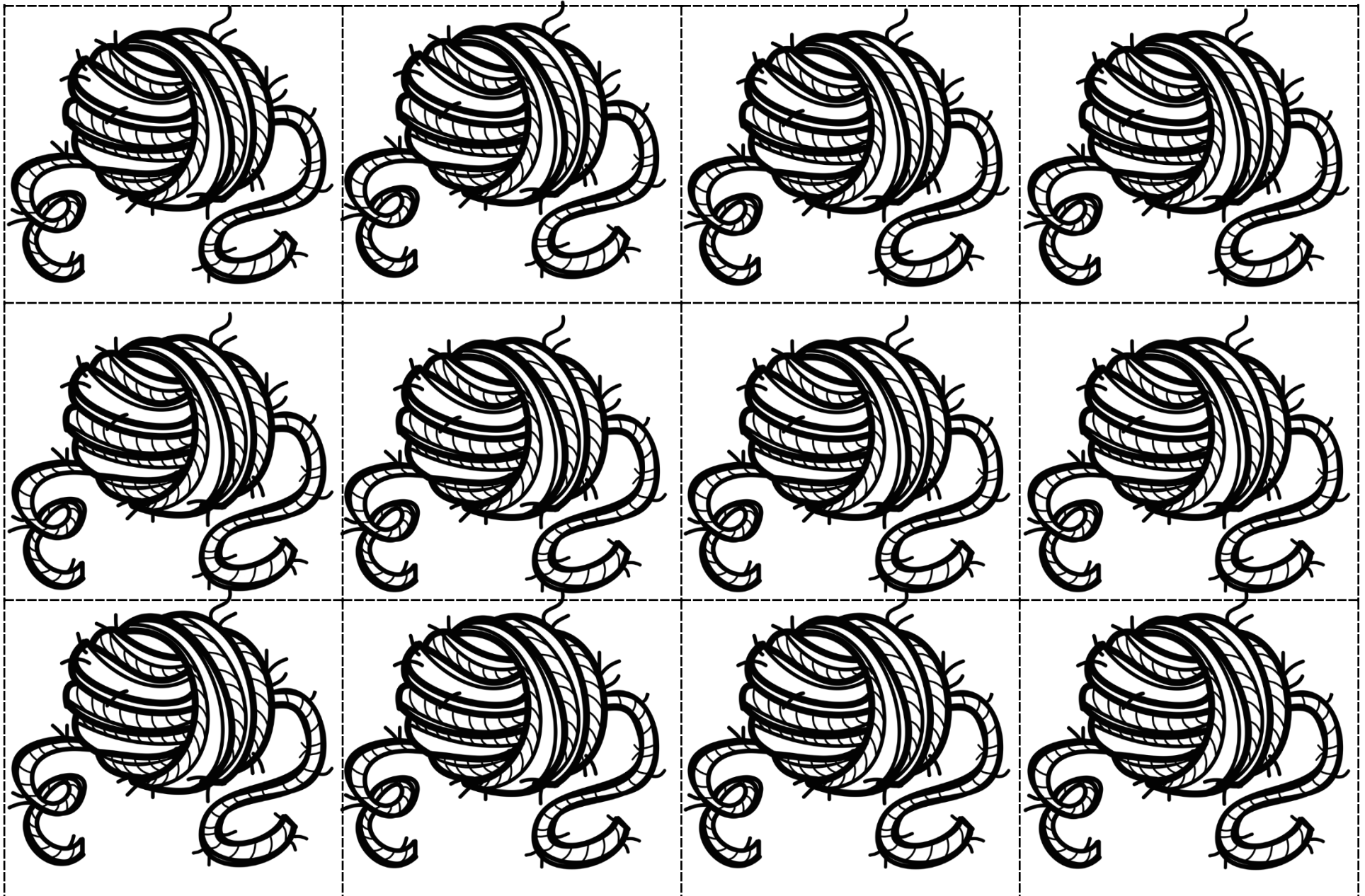
8



Cats like to play with small toys. Draw some toys for the cats.


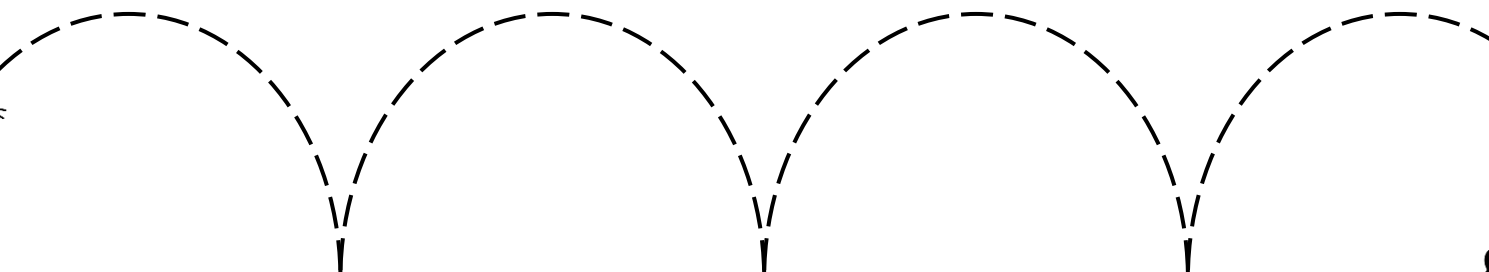
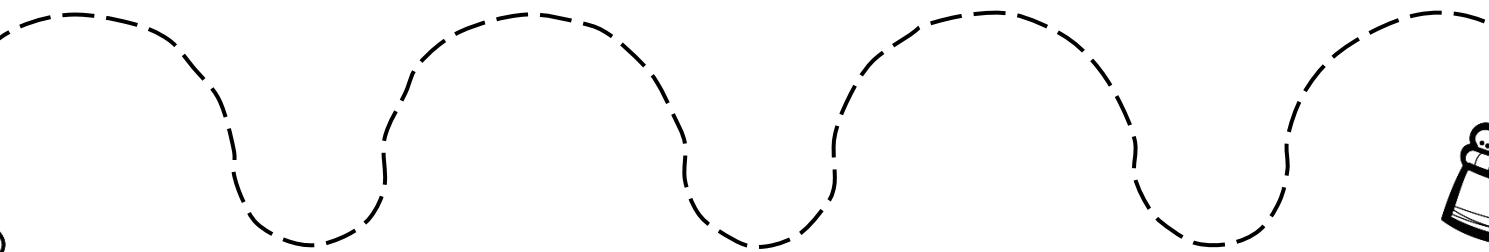
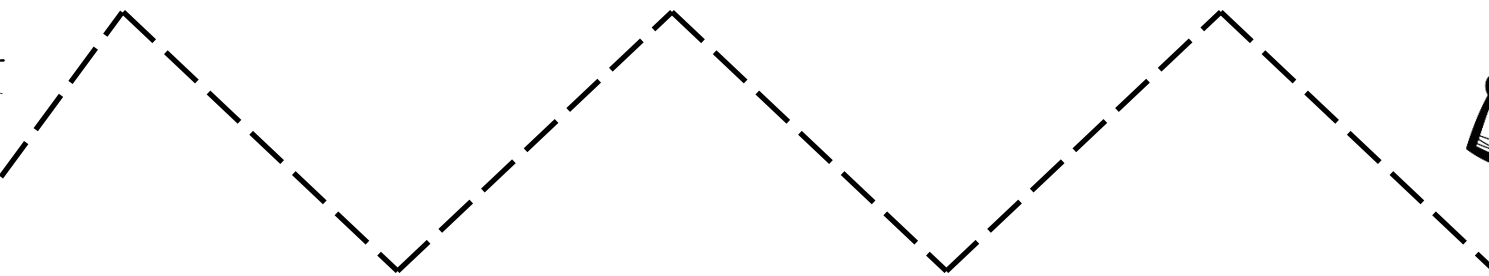







One to one correspondence: Cut out the balls of yarn and give one to each cat. For small group, teacher can give directions such as: Give some yarn to 3 cats - how many cats don't have any yarn? Are there enough balls so that each cat can have 2? etc.

Trace the lines and make sure these kitties have some dinner.





Order by size center















Set of upper case letters to make games, and for bulletin board and pocket charts.. Print 2 copies for matching and memory games.























Y

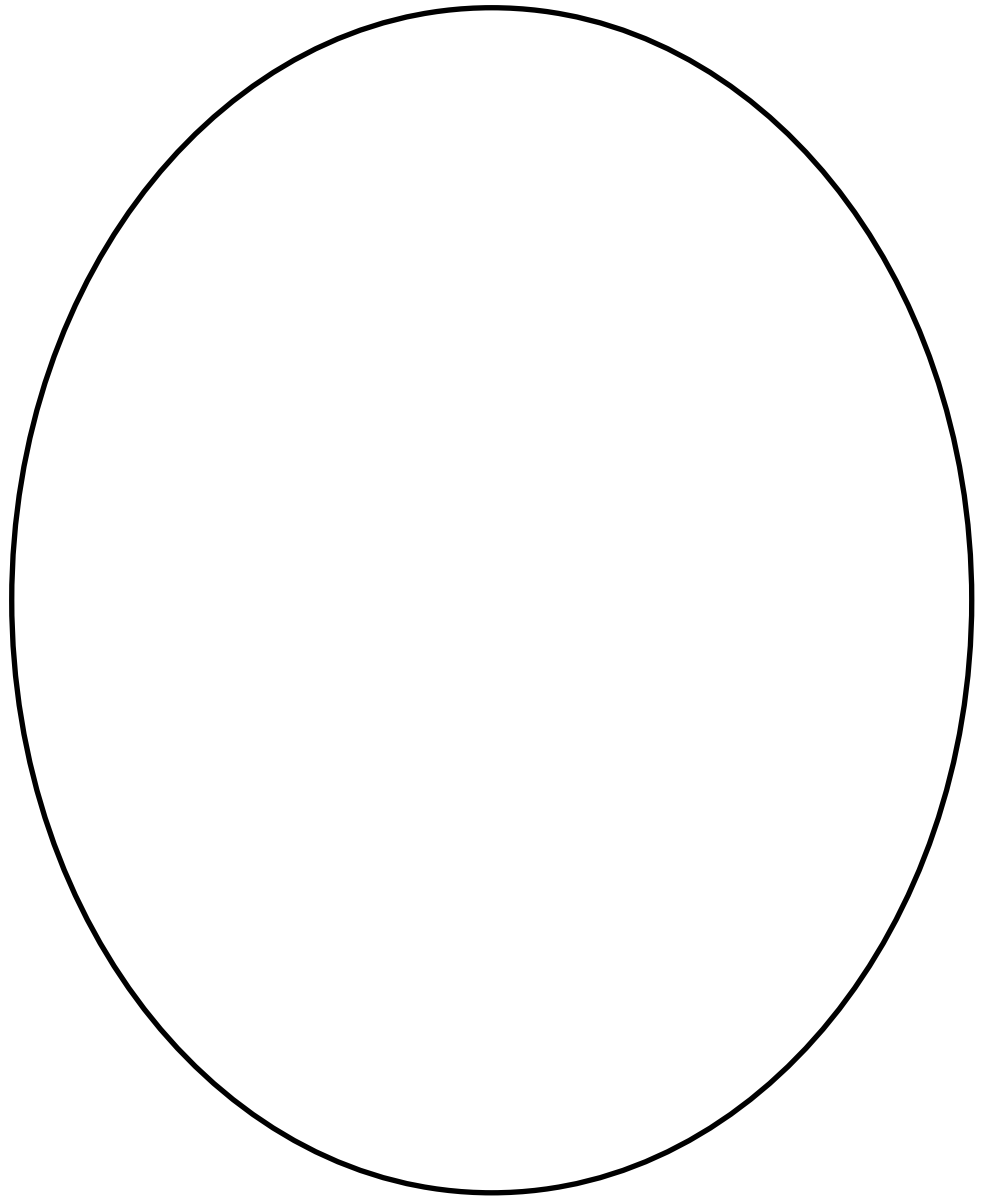


Z





This is a little kitten.



This is a GREAT BIG CAT!





Thank you for downloading this KidSparkz product. If you have any questions or comments about it, please [email](#).

### Terms of Use

#### You are welcome to...

- download this file by visiting <http://www.teacherspayteachers.com/Store/Kidsparkz>
- save this file on your computer.
- print as many copies as you'd like to use in your classroom or home.
- share the link to the store page where this activity file can be found.
- post online about this activity file, giving proper credit to KidSparkz.

#### You may not...

- link directly to this activity file. Instead, link to the KidSparkz web page where this activity file is located.
- claim this file as your own.
- alter this electronic file.
- sell or in any way profit from this electronic file.
- print this file and then sell that printed copy to others.
- store or distribute this file on any other website or another location where others are able to electronically retrieve it (for example: Dropbox, 4Shared, Facebook groups and forums, etc.).
- e-mail this file to anyone or transmit it in any other fashion

**This file is for personal or classroom use only.** By using it, you agree that you will not copy or reproduce this file except for your own personal, non-commercial use.

© KidSparkz

[KidSparkz TeachersPayTeachers store](#)

[KidSparkz on Pinterest](#)

[Email](#)

### Graphic artists used in KidSparkz activity files:

