



Choose Kindness!



Name: _____

This is kind.

This is not kind.




pushing



comforting



taking turns




being a friend




tying a shoe



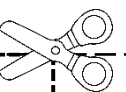
kicking




sharing



laughing at





This is a cut and paste sorting activity to use as a follow up to a lesson discussing some different ways that we can be kind. There are 5 pictures showing kindness, and 3 showing children being unkind.

I add FREE items often. Follow on TpT and Pinterest to get them as soon as they are

TeachersPayTeachers store Pinterest

Graphics by [Whimsy Clips](#) Frame by [Krista Wallden](#)

Activity designed by ©KidSparkz

Check out this [free emergent reader](#) about being kind to others, and also this free set of 10 “kindness conversation starter” [large flashcards](#).

